

This document has been archived. Current application form instructions are available at [How to Apply – Application Guide](#).



**U.S. Department of Health and Human Services
Public Health Services**

**Grants.gov
Application Guide
SF424 (R&R)**

**A guide for preparing and submitting applications via
Grants.gov**

October 17, 2005

TABLE OF CONTENTS

PART I. INSTRUCTIONS FOR PREPARING AND SUBMITTING AN APPLICATION

1. Foreword	I-1
1.1 Application Guide Format	I-1
1.2 NIH Extramural Research and Research Training Programs	I-2
1.3 Research Grant Mechanisms and Program Guidelines	I-2
1.4 Interactions with PHS Staff	I-3
1.5 Grants Policy Statements	I-5
1.6 References	I-6
1.7 Authorization	I-7
1.8 Paperwork Burden	I-7
2. Process for Application Submission via Grants.gov	I-7
2.1 Overview	I-7
2.2 Registration Processes	I-8
2.2.1 Grants.gov Registration	I-8
2.2.2 eRA Commons Registration	I-9
2.3 Software Requirements	I-10
2.3.1 PureEdge	I-10
2.3.2 Creating PDFs for Text Attachments	I-10
2.3.3 Special Instructions for Macintosh Users	I-10
2.4. Funding Opportunities	I-10
2.4.1 NIH Guide for Grants and Contracts	I-11
2.4.2 Grant and Cooperative Agreement Solicitations	I-11
2.4.3 Finding a Funding Opportunity Announcement (FOA) for Grants.gov Submission	I-11
2.5 Components of an Application to NIH or Other PHS Agencies	I-14
2.6 Format Specifications for Text (PDF) Attachments	I-15
2.7 Submitting Your Application Via Grants.gov	I-16
2.8 After You Submit Your Application Via Grants.gov	I-17
2.9 Correcting Errors	I-18
2.10 Submission of Supplementary or Corrective Information	I-20
2.11 Application Submission Dates	I-20
2.12 Submission, Review and Award Cycles	I-21
2.13 Resources for Finding Help	I-23
2.13.1 Finding Help for Grants.gov Registration or Submissions	I-23
2.13.2 Finding Help for the eRA Commons Registration or eRA Commons Validation Processes	I-23
2.13.3 Finding Help for Application Preparation	I-24

3. Using the Grant Application Package	I-24
3.1 Verify Grant Information.....	I-24
3.2 Enter the Name for the Application.....	I-25
3.3 Open and Complete Mandatory Documents.....	I-25
3.4 Open and Complete Optional Documents	I-25
4. Completing the SF424 Research and Related (R&R) Forms	I-26
4.1 Overview	I-26
4.2 Cover Component.....	I-27
4.3 Project/Performance Site Locations Component.....	I-37
4.4 Other Project Information Component	I-39
4.5 Senior/Key Person Profile(s) Component	I-43
4.6 Selecting the Appropriate Budget Component	I-49
4.7 R&R Budget Component.....	I-49
4.7.1 Section A and B	I-50
4.7.2 Sections C through E	I-54
4.7.3 Sections F through K	I-57
4.7.4 Cumulative Budget	I-61
4.8 Special Instructions for Preparing Applications with a Subaward/Consortium	I-62
5. Completing PHS398 Components.....	I-63
5.1 Overview	I-63
5.2 Cover Letter Component	I-64
5.3 Cover Page Supplement Component	I-65
5.4 Modular Budget Component.....	I-69
5.4.1 Periods 1 through 4	I-71
5.4.2 Period 5 and Cumulative.....	I-74
5.5 Research Plan Component.....	I-76
5.6 Checklist Component	I-84
6. Peer Review Process.....	I-87

PART II. SUPPLEMENTAL INSTRUCTIONS FOR PREPARING THE HUMAN SUBJECTS SECTION OF THE RESEARCH PLAN

Preparing the Human Subjects Research Section of the Research Plan	II-1
Decision Table for Human Subjects Research, Protection and the Inclusion of Women, Minorities, and Children	II-2
Human Subjects Research	II-4
Exempt Human Subjects Research.....	II-8
Clinical Research.....	II-10
Clinical Trial.....	II-11
NIH-Defined Phase III Clinical Trial	II-12

Exemption 4 Guidance and Information	II-13
Instructions Pertaining to Non-Exempt Human Subjects Research	II-15
Inclusion of Women and Minorities.....	II-18
Inclusion of Children.....	II-23
Scenario A: No Human Subjects Research Proposed	II-25
Scenario B: Human Subjects Research Claiming Exemption 4.....	II-26
Scenario C: Human Subjects Research Claiming Exemption 1, 2, 3, 5, or 6.....	II-28
Scenario D: Clinical Research.....	II-30
Scenario E. Clinical Trials.....	II-31
Scenario F. NIH Defined Phase III Clinical Trial	II-32
Human Subjects Research Definitions	II-33
Human Subjects Research Policy	II-37

PART III. POLICIES, ASSURANCES, DEFINITIONS, AND OTHER INFORMATION

I. Policy	III-1
A. Applications That Include Consortium/Contractual Facilities and Administrative Costs	III-1
B. Resubmission of Unpaid RFA Applications and Resubmission of Applications with a Changed Grant Activity Mechanism	III-1
C. Revised NIH Policy on Submission of a Revised (Amended) Application.....	III-2
D. Policy on the Acceptance for Review of Unsolicited Applications That Request \$500,000 or More in Direct Costs	III-3
E. Resource Sharing.....	III-4
F. Inventions and Patents	III-5
G. Just-In-Time Policy	III-5
H. Other Support	III-6
I. Graduate Student Compensation	III-9
J. DUNS Number.....	III-10
II. Assurances and Certifications.....	III-11
A. Human Subjects Research	III-11
B. Research on Transplantation of Human Fetal Tissue	III-13
C. Research Using Human Embryonic Stem Cells	III-13
D. NIH Policy on the Inclusion of Women and Minorities as Subjects in Clinical Research....	III-13
E. NIH Policy on Inclusion of Children.....	III-15
F. Vertebrate Animals.....	III-15
G. Debarment and Suspension	III-16
H. Drug-Free Workplace	III-17
I. Lobbying.....	III-17
J. Nondelinquency on Federal Debt.....	III-17
K. Research Misconduct.....	III-18

L.	Assurance of Compliance (Civil Rights, Handicapped Individuals, Sex Discrimination, Age Discrimination)	III-18
M.	Research Involving Recombinant DNA, including Human Gene Transfer Research	III-19
N.	Financial Conflict of Interest	III-19
O.	Smoke- Free Workplace	III-20
P.	PHS Metric Program	III-20
Q.	Prohibition on Awards to 501(c)4 Organizations That Lobby	III-20
R.	Prohibited Research	III-20
S.	Select Agents and Toxins	III-21
III. Definitions		III-22
IV. General Information		III-27
A.	Research Grant Mechanisms	III-27
B.	Government Use of Information Under Privacy Act.....	III-29
C.	Information Available to the PD/PI.....	III-30
D.	Information Available to the General Public.....	III-30

ARCHIVED

PART I

**Instructions for Preparing and Submitting
an Application**

ARCHIVED

1. Foreword

This application guide contains instructions and other useful information for preparing grant applications to the National Institutes of Health (NIH) and other Public Health Service (PHS) agencies for:

Public Health Service (PHS) Research Grants

This application guide is used as a companion document to a new set of application forms, the SF424 Research and Related (R&R). In addition to the SF424 (R&R) form components, applications to NIH and other PHS agencies will include agency-specific form components, titled “PHS398.” These PHS398 components were developed to continue the collection of agency-specific data required for a complete application. While these agency-specific components are not identical to the PHS398 application form pages, the PHS398 reference is used to distinguish these additional data requirements from the data collected in the SF424 (R&R) components. A complete application to NIH and other PHS agencies will include SF424 (R&R) components and PHS398 components. Instructions for all application components, SF424 (R&R) and PHS398, are found in this document.

The use of these new forms also involves electronic submission of completed applications through Grants.gov. NIH and other PHS agencies will gradually transition to the new application forms and Grants.gov submission. Specific Funding Opportunity Announcements (FOAs) will clearly indicate which forms and submission process an applicant should use.

Applicants must carefully review FOAs for guidance on when to use the 424 (R&R) forms, instructions, and electronic submission for a specific mechanism. This new process will apply to all types of submissions for the announced mechanism—new, resubmission (previously known as revised), renewal (previously known as competing continuation), and revision (previously known as competing supplemental) grant applications. Each FOA will include a link to the most current version of these instructions. Applicants are encouraged to check the web site frequently for the most current version.

For purposes of this document, any references to “NIH” may also mean “NIH and other PHS agencies” such as AHRQ, CDC, and/or FDA.

1.1 Application Guide Format

This application guide is organized into three distinct parts:

Part I: Instructions for Preparing and Submitting the Application. Part I includes specific instructions for completing the application form components as well as information on electronically submitting applications through Grants.gov.

Part II: Supplemental Instructions for Preparing the Human Subject Section of the Research Plan. Part II is to be used if your proposed research will involve human subjects. These instructions assist you in determining whether human subjects are involved and include six possible scenarios and detailed instructions to assist you in completing Items 6 – 10 of the Research Plan Component.

Part III: Policies, Assurance, Definitions, and Other Information. Part III includes information on policies, assurances, definitions, and other information relating to submission of applications for traditional, solicited and unsolicited, investigator-initiated, research project grants, and cooperative agreements to the PHS. Applicants should refer to this document as well as the instructional materials, Grants Information (GrantsInfo), and [Grants Policy Statement](#) sections for additional sources of information.

1.2 NIH Extramural Research and Research Training Programs

The NIH Office of Extramural Research Grants homepage (<http://grants.nih.gov/grants/oer.htm>) provides an array of helpful information. Applicants are encouraged to bookmark this site and visit it often.

The Division of Extramural Outreach and Information Resources (DEOIR) is the central source for general information about NIH extramural research and research training programs, funding mechanisms, the peer review system, and application procedures. Grants Information (GrantsInfo) is a communication service within the DEOIR. Information about the NIH extramural research and research training programs, funding opportunities, and the grant application process, can be obtained by emailing your request to: GrantsInfo@nih.gov or by calling (301) 435-0714.

1.3 Research Grant Mechanisms and Program Guidelines

A partial list of research grant mechanisms is provided below. As noted in the descriptions in [Part III: Policies, Assurances, Definitions, and Other Information](#), not all awarding components use all programs. For a complete listing of program guidelines, visit the OER Grants website http://grants.nih.gov/grants/funding/funding_program.htm.

Research Grants

- [Basic Research Grant \(R01\)](#)
- [Small Research Grant \(R03\)](#)
- [Academic Research Enhancement Award \(AREA\) \(R15\)](#)
- [Exploratory/Developmental Grant \(R21, R33, R21/R33\)](#)
- [Small Business Innovation Research Grant \(SBIR\) \(R43/R44\)](#)
- [Small Business Technology Transfer Grant \(STTR\) \(R41/R42\)](#)
- [Program Project Grant \(P01\)](#)
- [Research Center Grant \(P50\)](#)
- [Scientific Meeting Support \(R13, U13\)](#)
- [Research Grants to Foreign Institutions and International Organizations](#)

Training, Fellowships and Career Development Programs

- [NIH Institutional Ruth L. Kirschstein National Research Service Award \(T32\)](#)
- [Individual Ruth L. Kirschstein National Research Service Award Fellowships \(NRSA\) \(F31, F32, F33, F34, etc.\)](#)
- [Research Career Development Award \(K Award\)](#)

Applications Available from Other Offices

- [International Research Fellowship Award Application \(NIH 1541-1\)](#)
- [Nonresearch Training Grant Application \(PHS 6025\)](#)
- [Health Services Project Application \(5161-1\)](#)

1.4 Interactions with PHS Staff

The PHS agencies encourage applicants to communicate with staff throughout the entire application, review and award process. Web site addresses and staff phone numbers of relevant NIH awarding components and other PHS agencies are listed in the table below.

All inquiries regarding the assignment, review, or recommendation on funding of applications are to be made only to PHS officials.

Table 1.4-1. PHS Agency Contact Table

PHS Agency Contact Table	
NATIONAL INSTITUTES OF HEALTH	
Fogarty International Center	301-496-1653
National Cancer Institute	301-496-3428
National Center for Complementary and Alternative Medicine	301-496-4792
National Center on Minority Health and Health Disparities	301-402-1366
National Center for Research Resources	301-496-6023
National Eye Institute	301-451-2020
National Heart, Lung, and Blood Institute	301-435-0260
National Human Genome Research Institute	301-496-7531
National Institute on Aging	301-496-9322
National Institute on Alcohol Abuse and Alcoholism	301-443-4375
National Institute of Allergy and Infectious Diseases	301-496-7291
National Institute of Arthritis and Musculoskeletal and Skin Diseases	301-594-2463
National Institute of Biomedical Imaging and Bioengineering	301-451-4792
National Institute of Child Health and Human Development	301-496-0104
National Institute on Deafness and Other Communication Disorders	301-496-1804
National Institute of Dental and Craniofacial Research	301-594-7710
National Institute of Diabetes and Digestive and Kidney Diseases	301-594-8834
National Institute on Drug Abuse	301-443-2755
National Institute of Environmental Health Sciences	919-541-7723
National Institute of General Medical Sciences	301-594-4499
National Institute of Mental Health	301-443-3367
National Institute of Neurological Disorders and Stroke	301-496-9248

PHS Agency Contact Table	
National Institute of Nursing Research	301-594-6906
National Library of Medicine	301-496-4621
CENTER FOR SCIENTIFIC REVIEW	301-435-0715 TTY (301) 451-0088
Study Section Information	
OTHER PHS AGENCIES WITHIN DHHS	
AGENCY FOR HEALTHCARE RESEARCH AND QUALITY	301-427-1457
CENTERS FOR DISEASE CONTROL AND PREVENTION	
National Institute for Occupational Safety and Health	404-498-2530
Procurement and Grants Office	770-488-2700
FOOD AND DRUG ADMINISTRATION	301-827-7185
OFFICE OF THE ASSISTANT SECRETARY FOR HEALTH	
Office of Adolescent Pregnancy Programs	301-594-4004
Office of Family Planning	301-594-4008
Agency for Toxic Substances and Disease Registry	404-842-6630
Indian Health Service	301-443-0578

Before Submission

You may wish to contact NIH staff with a variety of questions before submitting an application.

Contact [GrantsInfo](#) and/or the [Division of Receipt and Referral in CSR](#):

- To identify Institutes/Centers at NIH or other non-NIH agencies and a Scientific Review Group that might be appropriate for your application. Note this information can also be requested in a [cover letter](#) at the time of application submission.
- To learn about [grant mechanisms](#).

Contact program staff in the relevant awarding component:

- To determine whether your proposed application topic would fit into the NIH Institute/Center's (IC) or other non-NIH agency's programmatic area.
- To learn about programmatic areas of interest to the IC or other non-NIH agencies.
- To find out about requesting an assignment to an IC.
- To discuss whether you should respond to an RFA.

Contact Scientific Review Administrators in the Center for Scientific Review to discuss requesting assignment to a Scientific Review Group (SRG).

After Submission

If the initial assignment to an IC or SRG seems inappropriate, the Project Director/Principal Investigator (PD/PI) may request reassignment. Such requests should be made in writing to:

Division of Receipt and Referral
Center for Scientific Review
National Institutes of Health
6701 Rockledge Drive, Suite 2030, MSC 7720
Bethesda, MD 20892-7720
Fax requests (301-480-1987) are also acceptable.

Although these requests will be carefully considered, the final determination will be made by the PHS agency.

Applicants must never contact reviewers regarding their applications because discussion of the scientific content of an application or an attempt to influence review outcome will constitute a conflict of interest in the review process. Reviewers are required to notify the Scientific Review Administrator if they are contacted by an applicant. Communication by the applicant to a reviewer may delay the review or result in the return of the application without review.

After Assignment

Contact your Scientific Review Administrator to discuss the review assignment, to request permission to send additional/corrective materials, and/or to discuss any review concerns (e.g., expertise needed on your study section, conflicts, reviewers that may have bias).

After Peer Review

Feedback to applicants is very important. Once the PD/PI receives the [Summary Statement](#), s/he may contact the appropriate awarding component program official (noted on the Summary Statement):

- To discuss the review outcome of the application and obtain guidance.
- To get feedback and answers to any questions about the Summary Statement.
- To find out the meaning of a numerical designation pertaining to human subjects or vertebrate animals on the Summary Statement.
- To find out the funding status of an application.

1.5 Grants Policy Statements

The [PHS Grants Policy Statement](#) serves as a term and condition of award and is a compilation of the salient features of policies and various policy issues regarding the administration of PHS grant awards, excluding NIH awards.

The [NIH Grants Policy Statement](#) serves as a term and condition of award and is a compilation of the salient features of policies and various policy issues regarding the administration of NIH awards.

Both publications are available from the following NIH website:

<http://grants.nih.gov/grants/policy/policy.htm>.

1.6 References

Applicants New to NIH: Getting Started

http://grants.nih.gov/grants/useful_links.htm

Award Data

([CRISP](#), [extramural research grants](#), [award trends](#), [training and career awards](#))

<http://grants.nih.gov/grants/award/award.htm>

Contact Information for an NIH Staff Person

<http://directory.nih.gov>

NIH locator: (301) 496-4000

eRA Commons

Institutions are invited to register with the eRA Commons. Registered PDs/PIs can check assignment/contact information, review outcome, and other important information.

<https://commons.era.nih.gov/commons/index.jsp>. At this time the eRA Commons is available to NIH grantees only. Plans are underway to incorporate data for other HHS agencies.

Grant Writing Tips and Sample Applications

http://grants.nih.gov/grants/grant_tips.htm

Grants Information

<http://grants.nih.gov/grants/giwelcome.pdf>

Email: GrantsInfo@nih.gov

Telephone: (301) 435-0714

Grants.gov User Guide

The Grants.gov User Guide is a comprehensive reference to information about Grants.gov. Applicants can download the User Guide as a Microsoft Word document or as a PDF document. The user guide can be accessed at the following address: <http://www.grants.gov/CustomerSupport>.

NIH Office of Extramural Research Human Subjects Website

This site provides, in one place, HHS and NIH requirements and resources for the extramural community involved in human subjects research <http://grants.nih.gov/grants/policy/hs/index.htm>.

Office for Human Research Protections

(Human Subject Protections, Institutional Review Boards, or related assurances)

<http://www.hhs.gov/ohrp>

Telephone: 1-866-447-4777 or (301) 496-7005

Office of Laboratory Animal Welfare (OLAW)

(Animal Welfare and related regulations and assurances)

<http://grants.nih.gov/grants/olaw/olaw.htm>

Telephone: (301) 496-7163

Receipt/Referral of an Application

Division of Receipt and Referral
Center for Scientific Review
<http://www.csr.nih.gov/EVENTS/AssignmentProcess.htm>
Telephone: (301) 435-0715
TTY: (301) 451-0088
Fax: (301) 480-1987

Specific Application: Before Review

Telephone or email the Scientific Review Administrator named on the electronically-generated “notification of assignment” that is sent to you upon assignment of your application.

Specific Application: Post Review

Telephone or email the NIH Program Official named on the summary statement of your application.

1.7 Authorization

The PHS requests the information described in these instructions pursuant to its statutory authorities for awarding grants, contained in Sections 301 (a) and 487 of the PHS Act, as amended (42 USC 241a and 42 USC 288). Therefore, such information must be submitted if an application is to receive due consideration for an award. Lack of sufficient information may hinder the ability of the PHS to review an application and to monitor the grantee’s performance.

1.8 Paperwork Burden

The PHS estimates that it will take approximately 40 hours to complete this application for a regular research project grant. This estimate excludes time for development of the scientific plan. Items such as human subjects and vertebrate animals are cleared and accounted for separately. Therefore, these items are also not part of the time estimate. An agency may not conduct or sponsor the collection of information unless it displays a currently valid OMB control number. Nor is a person required to respond to requests for the collection of information without this control number. Send comments regarding this burden estimate or any other aspect of this collection of information, including suggestions for reducing this burden, to: NIH, Project Clearance Office, 6705 Rockledge Drive MSC 7974, Bethesda, MD 20892-7974, ATT: PRA (0925-0001). Do not send applications or any materials related to training or career award applications to this address.

2. Process for Application Submission via Grants.gov

Application submission through Grants.gov involves several steps. Access the “Get Started” tab on the Grants.gov Web site (<http://grants.gov>). Some of the steps need only be done one time. Others are ongoing steps that will be necessary for each application submission. Before beginning the application process, you are encouraged to review the [Grants.gov](http://grants.gov) website and all the resources available there.

2.1 Overview

The following steps must be taken in order to submit a grant application through Grants.gov:

1. Register your organization at Grants.gov. (This is a one-time only registration process for all Federal agencies. If your organization has already completed this step for any Federal Agency submission, skip to step #2. If your organization has not completed this step, see Section 2.2 for more details.)
2. Register your organization and Project Director/Principal Investigator (PD/PI) in the eRA Commons. (This is a one-time only registration process. If your organization has already completed this step, skip to step #3. If your organization has not completed this step, see [Section 2.2](#) for more details.)
3. Find a Funding Opportunity Announcement (FOA) using the Grants.gov “Apply” feature that reflects use of the SF424 (R&R) forms and electronic submission through Grants.gov. (See [Section 2.4](#) for more details.)
4. Download the associated Application Package. (PureEdge Viewer required before download. See [Section 2.3](#) for more details.)
5. Complete the appropriate application components, including all text (PDF) and PureEdge attachments. Upload all attachments into the appropriate application component. (See [Section 2.6](#) for more details on the requirements for text (PDF) attachments.)
6. The completed application should be reviewed through your own organizational review process.
7. Coordinate with a Authorized Organizational Representative (AOR) at the applicant organization to submit the application by the date specified in the FOA. (**Keep a copy locally at the Applicant Institution.**)
8. Receive the Grants.gov tracking number.
9. After agency validation, receive the agency tracking number (accession number).
10. PD/PI and Signing Official (SO) complete a verification process in the eRA Commons. (See [Section 2.8](#) for detailed information.)

The following sections explain each step in more detail.

2.2 Registration Processes

2.2.1 Grants.gov Registration

Grants.gov requires a one-time registration *by the applicant organization* (Project Directors/Principal Investigators (PDs/PIs) do not have to individually register in Grants.gov unless they also serve as the Authorized Organizational Representative for their institution). If an applicant organization has already completed Grants.gov registration for another Federal agency, they can skip this section and focus on the NIH eRA Commons registration steps noted below. For those applicant organizations still needing to register with Grants.gov, registration information can be found on the Grants.gov Get Started website (<http://www.grants.gov/GetStarted>). While Grants.gov registration is a one-time only registration process, it does involve several steps and will take some time. Applicant organizations needing to complete this process are encouraged to **start early** allowing several weeks to complete all the steps before actually submitting an application through Grants.gov.

The AOR is an individual authorized to act for the applicant organization and to assume the obligations imposed by the Federal laws, requirements, and conditions for a grant or grant application, including the applicable Federal regulations. This individual has the authority to sign grant applications and required certifications and/or assurances that are necessary to fulfill the requirements of the application process.

Once this individual is registered, the organization can then apply for any government grant on the Grants.gov website, including NIH and other PHS agencies grants.

Questions regarding Grants.gov registration should be directed to the Grants.gov Contact Center at telephone: 1-800-518-4726. Contact Center hours of operation are Monday–Friday from 7:00 a.m. to 9:00 p.m. Eastern Time.

2.2.2 eRA Commons Registration

The applicant organization and the PD/PI must also complete a **one-time** registration in the eRA Commons. Access to the Commons is now vital for all steps in the process after application submission. An organization and PDs/PIs must be registered in the Commons before they can take advantage of electronic submission and retrieval of grant information. In addition, beginning in FY2006, NIH will stop sending paper notifications of assignments, review outcomes, and summary statements. Instead, applicants will be instructed to use the Commons to locate such information. Institutional officials are responsible for registering PDs/PIs in the eRA Commons. PDs/PIs should work with their AOR (also known as the Signing Official in the eRA Commons) to determine their institutional process for registration.

2.2.2.1 Commons Registration for the Organization

Organizations may verify their current registration status by running the “List of Commons Registered Organizations” query found at <http://era.nih.gov/commons/>.

To register a Grantee Organization in the eRA Commons:

1. Open the eRA Commons homepage (<https://commons.era.nih.gov/commons/>).
2. Click Grantee Organization Registration (found in “About the Commons” links on the right side of the screen).
3. Follow the step-by-step instructions.
4. Click Submit. The organization is registered when the NIH confirms the information.

It generally takes several days to complete this registration process. This registration is independent of Grants.gov and may be done at any time.

2.2.2.2 Commons Registration for the Project Director/Principal Investigator (PD/PI)

The individual designated as the PD/PI on the application must also be registered in the Commons. The PD/PI must hold a PI account **and** be affiliated with the applicant organization. This registration must be done by an organizational official (or delegate) who is already registered in the Commons. It is recommended that this registration process be completed at least two (2) weeks prior to the submittal date of any Grants.gov submission. To register PDs/PIs in the Commons, refer to the eRA Commons User Guide found at: <http://era.nih.gov/commons/>.

Once the PD/PI has received email confirming his/her registration within the Commons, the PD/PI must verify that all Personal Information located within the Personal Profile tab in the eRA Commons System is accurate. Please have the PD/PI review and update, as needed, data elements such as first name, middle initial, last name, prefix and/or suffix to PD/PI name (including all embedded punctuation), email, phone, fax, street address, city, state, country, zip and degrees earned. These data must contain the most recent information in order for the application to be processed accurately. Organizational data elements, such as Institutional Profile Number (IPF), Entity Identification Number (e.g., 555555555A5) and DUNS Number must be accurately identified. This information will be used to generate the electronic grant application image that the Signing Official and the PD/PI will be asked to verify within the eRA Commons. See [Section 2.8](#) for details on the Commons application verification process.

For additional information on Prepare for Electronic Receipt, see:
<http://era.nih.gov/ElectronicReceipt/preparing.htm>.

2.3 Software Requirements

2.3.1 PureEdge

In order to access, complete and submit applications, applicants need to download and install the [PureEdge Viewer](#). For minimum system requirements and download instructions, please see the [Grants.gov User Guide](#).

2.3.2 Creating PDFs for Text Attachments

NIH and other PHS agencies *require* all text attachments to the PureEdge forms to be submitted as Portable Document Format (PDF) files.

Attachments generated from PureEdge forms, such as the R&R SubAward Budget Attachment Form, should *not* be converted to PDF.

Applicants should prepare text attachments using any word processing program (following the format requirements in [Section 2.6](#)) and then convert those files to PDF before attaching the files to the appropriate component in the application package. (The PDF format is used to preserve document formatting.)

Some type of PDF-creation software is necessary to create the PDF. (The free Adobe Reader *will not create* a PDF.) To assist applicants searching for PDF-creation software, Grants.gov has published the following list of available tools and software: <http://www.grants.gov/assets/PDFConversion.pdf>. Additionally, applicants may find Planet PDF's "Find PDF Software" feature (http://www.planetpdf.com/find_software.asp) useful to browse or search a comprehensive database of free, shareware, or commercial PDF products. Applicants should choose the PDF-creation software that best suits their needs.

DISCLAIMER: References to software packages or web services neither constitute nor should be inferred to be an endorsement or recommendation of any product, service, or enterprise by the NIH or other PHS agencies, any other agency of the United States Government, or any employee of the United States Government. No warranties are stated or implied.

2.3.3 Special Instructions for Macintosh Users

If the applicant does not have a Windows operating system, the applicant can still use PureEdge by using a Windows emulation program. PureEdge has created detailed instructions for Macintosh users:

http://www.grants.gov/GrantsGov_UST_Grantee!/SSL!/WebHelp/MacSupportforPureEdge.pdf

If the applicant has problems setting-up the software, he or she may not have security permissions to install new programs on the organization's computer system. If that is the case, the applicant should contact the organization's system administrator.

2.4. Funding Opportunities

Grants for health-related research and research training projects or activities make up the largest category of funding provided by the NIH Institutes/Centers (ICs) and other non-NIH agencies. Most applications for support are **unsolicited** and originate with individual investigators who develop proposed plans for

research or research training within an area that is relevant to the NIH. Research project grants are awarded to institutions on behalf of a PD/PI to facilitate the pursuit of a scientific objective when the idea for the research is initiated by the investigator. If the funding agency anticipates substantial program involvement during the conduct of the research, a cooperative agreement will be awarded, rather than a grant. The NIH awards grants and cooperative agreements for terms ranging from one to five years. Institutional sponsorship assures that the awardee organization will provide the facilities and the financial stability necessary to conduct the research, and be accountable for the funds. For a list and brief description of grant mechanisms, see [Part III: Policies, Assurances, Definitions, and Other Information](#).

2.4.1 NIH Guide for Grants and Contracts

The [NIH Guide for Grants and Contracts](#), a weekly electronic publication (<http://grants.nih.gov/grants/guide>), contains announcements about funding opportunities, such as Requests for Applications (RFAs) and Program Announcements (PAs) from NIH and other PHS agencies. The *Guide* also contains vital information about policies and procedures. To subscribe to the *Guide*, visit <http://grants.nih.gov/grants/guide/listserv.htm>.

2.4.2 Grant and Cooperative Agreement Solicitations

To hasten the development of a program or to stimulate submission of applications in an area of high priority or special concern, an awarding component will encourage applications through the issuance of a PA to describe new, continuing, or expanded program interests, or issuance of an RFA inviting applications in a well-defined scientific area to accomplish a scientific purpose.

Definitions of PAs and RFAs are as follows:

Program Announcement (PA): A formal statement about a new or ongoing extramural activity or mechanism. It may serve as a reminder of continuing interest in a research area, describe modification in an activity or mechanism, and/or invite applications for grant support. Most applications in response to PAs may be submitted to a standing submission date and are reviewed with all other applications received at that time.

Request for Applications (RFA): A formal statement that **solicits** grant or cooperative agreement applications in a well-defined scientific area to accomplish specific program objectives. An RFA indicates the estimated amount of funds set aside for the competition, the estimated number of awards to be made, and the application **submission date(s)**. Applications submitted in response to an RFA are usually reviewed by a Scientific Review Group (SRG) specially convened by the awarding component that issued the RFA.

Specific PAs and RFAs are published in the [NIH Guide for Grants and Contracts](#) (<http://grants.nih.gov/grants/guide>), the [Federal Register](#) (<http://www.gpoaccess.gov/nara/index.html>), and on Grants.gov “Find Grant Funding Opportunities” (<http://www.grants.gov/Find>). Read the RFA or PA carefully for special instructions. The instructions in the RFA or PA may differ from the general instructions, and they supersede the general instructions. Each RFA or PA published in the [NIH Guide for Grants and Contracts](#), the [Federal Register](#), [Grants.gov Find](#), or other public document contains contact information under *Inquiries* in addition to information specific to the RFA or PA.

2.4.3 Finding a Funding Opportunity Announcement (FOA) for Grants.gov Submission

Implementation of the SF424 (R&R) application and electronic submission through Grants.gov will be announced through specific FOAs posted in the NIH Guide for Grants and Contracts and on Grants.gov under “Find Grant Opportunities” (a.k.a. “Find”) and “Apply for Grants” (a.k.a. “Apply”). While all FOAs

are posted in Grants.gov Find, not all reference electronic submission via Grants.gov at this time. FOAs posted in Grants.gov Apply reflect those the agency is prepared to receive through electronic Grants.gov submission. Applicants are encouraged to read all FOAs carefully for specific guidance on the use of Grants.gov submission.

There are several ways a prospective applicant can find a FOA on Grants.gov.

Using “Find Grant Opportunities” (Find) Feature

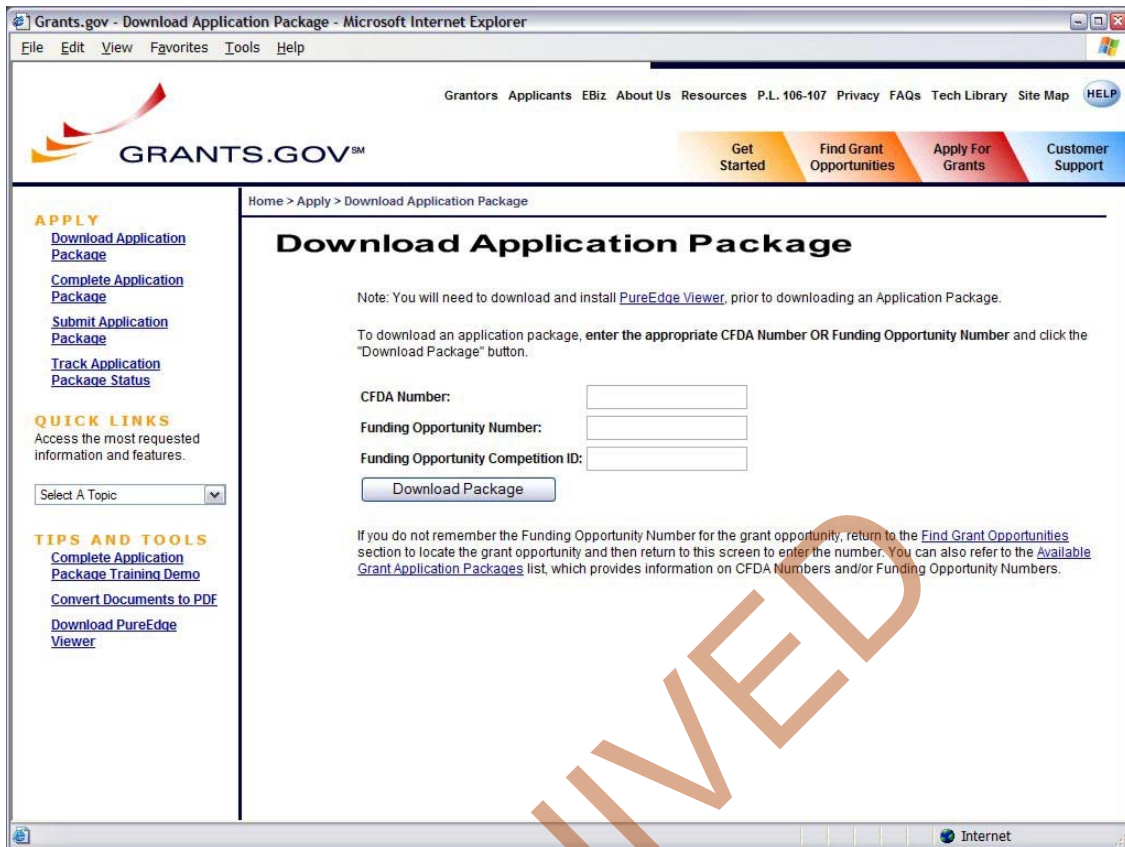
Grants.gov Find provides general search capabilities. To perform a **basic search** for a grant, complete the “Keyword Search”; the “Search by Funding Opportunity Number”; **OR** the “Search by CFDA Number” field; and then click the “Start Search” button below.

Access [Search Tips](#) for helpful search strategies, or click the [Help](#) button in the upper right corner of Grants.gov to get help with the Search screen.

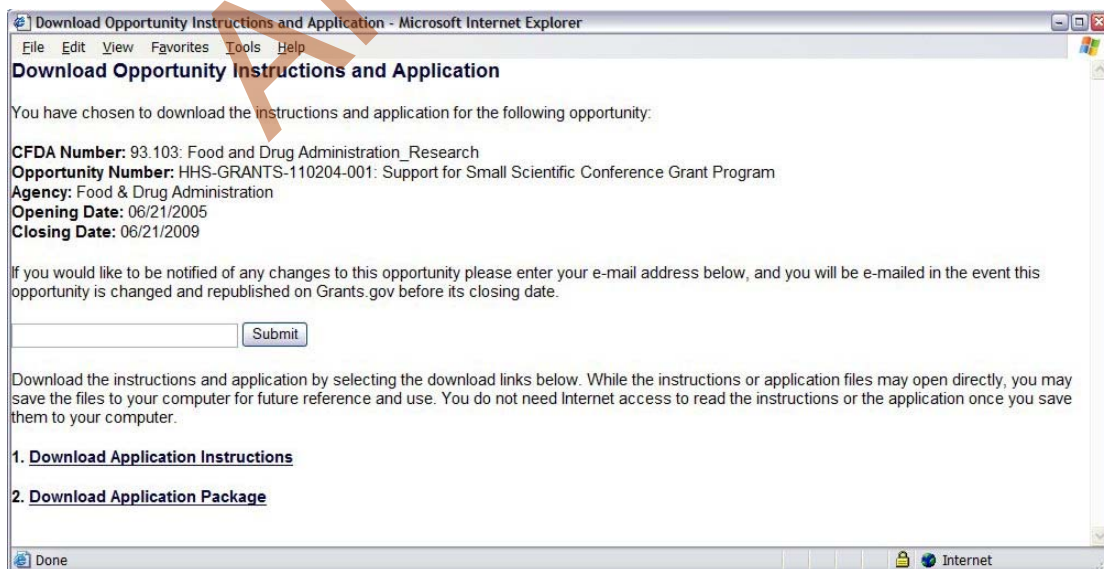
Once you find an opportunity for which you wish to apply, you may initiate the application download process immediately by selecting the “Apply for Grant Electronically” link that appears on the FOA synopsis page. Or you may elect to initiate the application download at a later time. In this case, you should record the Funding Opportunity number or CFDA number and enter it manually later on the [Download Application Packages](#) screen in the [Apply for Grants](#) section of this site.

Using “Apply for Grants” (Apply) Feature

If you know the specific funding opportunity number, a more direct route is to use the “Apply” feature. From the Grants.gov home page, select “Apply for Grants” and follow the steps provided. provided. Apply Step 1 allows you to download an application package by inserting a specific Funding Opportunity Number (FOA). (On the Download Application Package page, there is a link to FOAs available for submission through Grants.gov, “Available Grant Application Packages” if you do not know the specific Funding Opportunity Number. A list of all FOAs, “Find Grant Opportunities,” is also available on this page.)



A Funding Opportunity Number is referenced in every announcement. It may be called a Program Announcement (PA) Number or a Request for Application (RFA) Number. Enter this number in the Funding Opportunity Number field and click “Download Package.” This takes you to a “Selected Grant Applications for Download” screen. If you searched only on a specific opportunity number, only one announcement is provided in the chart. Click the corresponding “download” link to access the actual application form pages and instruction material. The following screen appears:



To access the instructions, click “Download Application Instructions.” For NIH opportunities and other PHS agencies using this Application Guide, this will download a document containing a link to the NIH website where the most current set of application instructions is available (<http://grants.nih.gov/grants/funding/424/index.htm>). Applicants are encouraged to check this site regularly for the most current version.

To access the form pages, click “Download Application Package.” Section 2.5 provides specific information regarding the components of an Application Package. [Section 3](#) provides additional instructions for properly using a package.

2.5 Components of an Application to NIH or Other PHS Agencies

The SF424 (R&R) form set is comprised of a number of components, each listed in the table below as a separate “document.” In addition to these components, NIH and other PHS agencies applicants will also complete supplemental components listed as “PHS398” components in the table below.

Table 2.5-1. Components of an NIH or Other PHS Agencies Application

Document	Required	Optional	Instructions
SF424 (R&R) Cover	✓		Section 4.2
SF424 (R&R) Project/Performance Site Locations	✓		Section 4.3
SF424 (R&R) Other Project Information	✓		Section 4.4
SF424 (R&R) Senior / Key Person Profile(s)	✓		Section 4.5
SF424 (R&R) Budget (If NOT using PHS398 Modular Budget.)	*		Section 4.7
SF424 (R&R) Subaward Budget Attachment Form		✓	Section 4.8
PHS398 Cover Letter		✓	Section 5.2
PHS398 Cover Page Supplement	✓		Section 5.3
PHS398 Modular Budget (If NOT using SF424 (R&R) Budget)	*		Section 5.4
PHS398 Research Plan	✓		Section 5.5
PHS398 Checklist	✓		Section 5.6

* The application forms package associated with most NIH funding opportunities includes two optional budget components: (1) SF424 (R&R) Budget and (2) PHS398 Modular Budget. NIH application submissions must include either the SF424 (R&R) Budget Component or the PHS398 Modular Budget Component, but never both. (Note AHRQ does not accept modular budgets.)

To determine which budget component to use for NIH applications, consult the modular budget guidelines found in [Section 5.4](#). Additional guidance may also be provided in the specific funding opportunity announcement.

Unless otherwise stated in a funding announcement, an application must always be submitted with a budget component. To offer you the flexibility to submit either form, neither of the budget forms will be considered “required” by the Grants.gov package. Nonetheless, it is still required that you select and submit one of these budget forms for an application to be accepted by the NIH.

Some funding opportunities will explicitly state the use of only one of the budget components. When the opportunity prescribes that one particular type of budget component be used, then the Grants.gov application package will list only the accepted budget form for that announcement. In addition, that form will appear in the list of “mandatory” forms for that package (not in the optional list).

2.6 Format Specifications for Text (PDF) Attachments

Designed to maximize system-conducted validations, multiple separate attachments are required for a complete application. When the application is received by the agency, all submitted forms and all separate attachments are concatenated into a single document that is used by peer reviewers and agency staff.

NIH and other PHS agencies require all text attachments to the PureEdge forms to be submitted as PDFs and that all text attachments conform to the agency-specific formatting requirements noted below. Failure to follow these requirements may lead to rejection of the application during agency validation or delay in the review process. (See [Section 2.3.2](#) for more information on creating PDFs.)

Font

Use an Arial, Helvetica, Palatino Linotype, or Georgia typeface, a black font color, and a font size of 11 points or larger. (A Symbol font may be used to insert Greek letters or special characters; the font size requirement still applies.)

Type density, including characters and spaces, must be no more than 15 characters per inch.

Type may be no more than six lines per inch.

Page Margins

Use *standard size* (8 ½" x 11).

Use at least one-half inch margins (top, bottom, left, and right) for all pages.

Page Headers & Footers

Do not include any information in a header or footer of the attachments. A header will be system-generated that references the name of the PD/PI. Page numbers for the footer will be system-generated in the complete application, with all pages sequentially numbered.

Figures, Graphs, Diagrams, Charts, Tables, Figure Legends, and Footnotes

You may use a smaller type size but it must be in a black font color, readily legible, and follow the font typeface requirement. Color can be used in figures; however, all text must be in a black font color, clear and legible.

Grantsmanship

Use English and avoid jargon.

If terms are not universally known, spell out the term the first time it is used and note the appropriate abbreviation in parentheses. The abbreviation may be used thereafter.

Page Limits

Although many of the sections of this application are separate text (PDF) or PureEdge attachments, page limitations referenced in these instructions and/or funding opportunity announcement must still be followed. Agency validations will include checks for page limits. Some accommodation will be made for sections that when combined must fit within a specified limitation. Note that while these computer validations will help minimize incomplete and/or non-compliant applications, they do not replace the validations conducted by NIH staff. Applications found not to comply with the requirements may be delayed in the review process.

All applications and proposals for NIH and other PHS agency funding must be self-contained within specified page limitations. Observe the page number limitations given in Table 2.6-1. Only in cases involving interdependent multiple subprojects (e.g., Program Projects and Multi-Center Clinical Trials) will the PHS accept applications that exceed the page number limitations. However, specific page number limits may apply to each subproject. For information pertaining to page number limits for such projects, contact the awarding component to which the application may be assigned. (See [Table 1.4-1. Agency Contact Table](#).) The page number limitations may also be different for other specialized grant applications (e.g., R03 and R21 applications). Consult and follow the additional instructions for those applications.

Table 2.6-1. Page Limitations and Content Requirements

Section	Page Limit	Content
Introduction - New applications - Resubmission applications - Revision applications	Not required/Not to be submitted 3 1	See Instructions
Research Plan Sections 2-5 Sections 6 - 14	25* * Some exclusions for renewal applications none	Text including all figures, charts, tables, and diagrams
Biographical Sketches	4	No more than four pages for each person listed as Senior/Key Persons..
Appendix	none	No more than 10 publications (including <i>accepted</i> manuscripts); photographs (include a copy in the Research Plan); questionnaires; and other materials that do not photocopy well.
PAs and RFAs	Page limitations specified in the PA and RFA announcement in the <i>NIH Guide</i> take precedence.	See specific instructions in PAs and RFAs published in the <i>NIH Guide</i> .

2.7 Submitting Your Application Via Grants.gov

The Applicant Organizational Representative (AOR) registered in Grants.gov is the only official with the authority to actually submit applications through Grants.gov. Therefore, PDs/PIs will need to work closely with their AOR to determine that all the necessary steps have been accomplished prior to submitting an application. This includes any internal review process required by the applicant organization.

Before starting the final submission step, **applicants are encouraged to save a copy of the final application locally**. Once all required documents are properly completed and the application has been saved, the “Submit” button will become active. Click the “Submit” button to submit the application to Grants.gov. A confirmation page will appear asking for verification that this is the funding opportunity and Agency to which you want to submit an application. Applicants should review the provided application summary to confirm that the application will be submitted to the intended program. Click the

“Yes” button if this information is correct and you are ready to submit the application. If not already connected to the Internet, applicants will be directed to do so. Log in to Grants.gov using the username and password that was established in the Register with Grants.gov process.

Once logged in, the application package will be automatically uploaded to Grants.gov. A confirmation screen will appear once the upload is complete and a Grants.gov Tracking Number will be provided on this screen. Applicants should record this number so that they may refer to it should they need to contact Grants.gov Customer Support.

For additional information on the Submit process, link to Grants.gov Submit Application Package at: <http://grants.gov/SubmitApplication>.

Note, an application will be considered “on-time” as long as it is submitted to Grants.gov on or before 8 p.m. Eastern Time on the submission date.

2.8 After You Submit Your Application Via Grants.gov

The Authorized Organizational Representative (AOR) can use Grants.gov to check the status of an application at any time. Note that Grants.gov requires a user login and password. To check the status of an application, go to <https://apply.grants.gov/ApplicantLoginGetID>.

Once an application has been submitted via Grants.gov, an email will be generated by Grants.gov and sent to the AOR (also known as the Signing Official (SO)) indicating a Grants.gov tracking number that is assigned to the submission.

If the SO has not received a confirmation message from Grants.gov within 48 hours of submission, please contact:

Grants.gov Contact Center
Telephone: 1-800-518-4726
Email: support@grants.gov

At that point, the application will be scheduled for download into the eRA system for agency validation. It is imperative that the email address provided in blocks 15 for the PD/PI and 19 for the SO on the SF424 (R&R) Cover component be current and accurate. Once agency validation is completed, an agency notification (not Grants.gov) will be emailed to the PD/PI and SO who are named on the application in those blocks.

This email notification will inform the PD/PI and SO that the application has been received and processed by the agency and will indicate whether any errors or warnings resulted during the validation process. The PD/PI and SO will be invited to log on the eRA Commons, to either view/verify the application (agree to terms), or review the list of warnings/errors that were encountered during the validation process.

If there were no validation errors, then this email notification will also inform the PD/PI and SO of an agency accession number, which represents the “agency tracking number.” This number replaces the Grants.gov tracking number that was assigned when the application was first submitted. The Grants.gov system will indicate that the agency tracking number has been assigned, and will reflect both numbers. In subsequent interaction with the eRA Commons, however, it is the agency accession number that will be used to refer to the application, not the Grants.gov tracking number.

The PD/PI and SO must verify the application in the eRA Commons within two (2) business days of the application being downloaded and validated by the eRA system. Please note that although the eRA system will make every effort to send an email to the PD/PI and SO summarizing download and validation results, this method of notification cannot be completely guaranteed. Therefore, applicants are strongly encouraged to periodically check on the application status both in Grants.gov and the eRA

Commons, so that the application verification can be effected in the timeliest manner possible. At this time both individuals need to perform a review and verification process. The order in which the review and verification is completed does not matter as long as both the PD/PI and SO complete the process. Timely verification will enable the application to continue through the remaining steps in the agency review process. Failure to perform this review and verification process in the time allotted may prevent the application from receiving further consideration by the agency.

The PD/PI can verify in Commons by performing the following steps:

1. After the application has been downloaded and validated by the eRA system, log onto the Commons at <https://commons.era.nih.gov/commons/>. Although the PD/PI will usually receive an email indicating that the download and validation has been completed, the PD/PI is strongly encouraged to also periodically monitor the eRA Commons to track the status of the application.
2. Click the **Status** tab on the Commons menu bar.
3. Click **eApplications**.
4. Search under the PI eApplication Status header for *All* or *Requires Verification*.
5. When you find the appropriate application, click **Verify PI** on the right-hand side under Action.
6. The verification page appears, and the electronic grant application image (as a PDF) appears in a separate window for you to examine, download, and print at your discretion. There is no need to sign off immediately; you can review your application before you sign off.
7. When complete, close the PDF window and select that you agree to the terms on the verification page.
8. Click **Save**.

The SO can verify in Commons by performing the following steps:

1. After the application has been downloaded and validated by the eRA system, log onto the Commons at <https://commons.era.nih.gov/commons/>. Although the SO will usually receive an email indicating that the download and validation has been completed, the SO is strongly encouraged to also periodically monitor the eRA Commons to track the status of the application.
2. Click the **Status** tab on the Commons menu bar.
3. Click **eApplications**.
4. Search under the SO eApplication Status header for *All* or *Requires Verification*.
5. When you find the appropriate application, click **Verify SO** on the right-hand side under Action.
6. The verification page appears, and the electronic grant application image (as a PDF) appears in a separate window for you to examine, download, and print at your discretion. There is no need to sign off immediately; you can review your application before you sign off.
7. When complete, close the PDF window and select that you agree to terms on the verification page.
8. Click **Save**.

2.9 Correcting Errors

Prior to a specified submission date, applicants may make corrections and resubmit an application through Grants.gov. After a specified submission date, if applicants make corrections and resubmit, the

application will be considered late. In this case, applicants *must* include a cover letter explaining the reasons for the delay. Also see [Section 2.11](#) for additional information on submission dates.

If validation errors or warnings result from the validation process, the PD/PI and SO will be issued an email instructing them to log on to the eRA Commons to review the list of warnings/errors that were encountered during the validation process. Again, please note that although the eRA system will make every effort to send an email to the PD/PI and SO indicating whether errors or warnings were detected, this method of notification cannot be completed guaranteed. Therefore, applicants are strongly encouraged to periodically check on the application status in the eRA Commons, so that any errors or warnings can be resolved in the timeliest manner possible.

Please be aware of the distinction between *warnings* and *errors*. The word *error* is used to characterize any condition which causes the application to be deemed unacceptable for further consideration. Generally, errors will indicate significant inaccuracies, inconsistencies, omissions, or incorrect formatting that have been identified in the body of the application. Conversely, the word *warning* characterizes any condition that is acceptable, but worthy of bringing to the applicant's attention. It is at the applicant's discretion, whether a warning condition requires any action.

The PD/PI and SO will only be allowed to verify an application if there have been no errors identified during the validation process. Error conditions must be corrected, and then resubmitted (as outlined below) in order for the application to be accepted. Please note that if validation has identified *warnings only*, then the PD/PI and SO will be allowed to verify the application. Warnings do not require any action or resubmission. However, please be aware that some warnings may cause delays during review of the application. For this reason, applicants are strongly encouraged to review all warnings, to ensure that they require no further attention and that they are satisfied with the validation results. If desired, warnings can be corrected in the same manner as errors.

Errors and warnings may be reviewed in the Commons by performing the following steps:

1. After the application has been downloaded from Grants.gov and validated by the system, log on at <https://commons.era.nih.gov/commons/>.
2. Click the **Status** tab on the Commons menu bar.
3. A hitlist of application numbers is displayed. If the application was validated with warnings only, or without encountering any problems whatsoever, then it is identified in the hitlist by its NIH accession number (e.g., "AN:2911064"). This is the same number that Grants.gov displays, and refers to as the "agency tracking number."

If any *errors* were identified during validation, then the application still appears in the hitlist, but in this case it is identified by its Grants.gov tracking number (e.g., "TN:21236"). This is the number that Grants.gov assigned to your application at the time of submission.

4. When you find the appropriate application in the hitlist, click its application link.
5. The error/warning page appears, and you are then able to review all conditions that were identified during validation. If only *warnings* were identified, you may elect to take action and resubmit; however you may accept the warnings and proceed to verify the application, as described earlier.

To correct errors and resubmit the application:

1. Make whatever corrections are necessary, wherever appropriate. Most often this means that you have to edit the PureEdge application forms to correct whatever problem or inconsistency that was noted.
2. Check the Changed/Corrected Application box in block 1 of the SF424 R&R Cover Component.

3. Have the AOR submit the revised PureEdge forms to Grants.gov again.

The same email notifications will be issued once the agency has downloaded and validated the re-submitted application and the PD/PI and SO will once again be required to log on to the Commons either to view/verify the application, or to review the errors that were encountered during validation.

The application will only be assigned for scientific review once errors are resolved, and both the PD/PI and SO have viewed and verified the application.

In addition to the validations performed by the eRA system, further administrative review will be conducted by agency staff. The PD/PI and/or the applicant organization may be contacted for further corrections/clarifications.

2.10 Submission of Supplementary or Corrective Information

Unless specifically required by these instructions (e.g., vertebrate animals verification), do not send supplementary or corrective material after the submission date unless the Scientific Review Administrator (SRA) of the Scientific Review Group solicits or agrees to accept this information. Such additional information will be sent directly to the SRA and will not be submitted through Grants.gov.

2.11 Application Submission Dates

Application submission dates fall under two different categories, which include: (1) Standard Submission Dates (also known as “send by” dates) which are listed in [Table 2.12-1](#), and (2) Special Receipt Dates (also known as “arrive by” dates) which are specified in specific FOAs.

For electronic submission through Grants.gov, each FOA posted in Grants.gov Apply includes an Opportunity Open Date and an Opportunity Close Date. Many announcements, including those using the “Standard Submission Dates” noted in [Table 2.12-1](#) below, include multiple submission/receipt dates and are active for several years. These announcements are posted in Grants.gov showing an Open/Close period that spans the entire active period of the announcement. Applicants should read the Funding Opportunity Announcement carefully for specific submission/receipt dates. If specific dates are not referenced in the announcement, applicants should refer to the Standard Submission Dates for Competing Applications noted in [Table 2.12-1](#).

Applications submitted for the Standard Submission Dates listed in [Table 2.12-1](#) are considered on time if they are submitted to Grants.gov on or before the appropriate date listed. When multiple submission dates are included in a specific FOA, applications submitted for Special Receipt Dates listed in a FOA are considered on time if they are submitted to Grants.gov on or before the appropriate date listed. When only a single submission date is referenced in the FOA, the Closing Date noted in Grants.gov Apply will be that submission date. In this case, applications are considered on time if they are submitted to Grants.gov on or before the Grants.gov posted Closing Date.

Weekend/holiday Submission Dates. If a submission date falls on a weekend, it will be extended to the following Monday; any time the date falls on a holiday, the submission date will be extended to the following business day. The application will be on time if it is submitted on or before the following business day.

Late Applications. Permission is not granted in advance for submission of a late application. Late applications are accepted only in extenuating circumstances. If an application is submitted late, use the optional PHS398 Cover Letter Component to explain the reasons for the delay and include this component with the completed application. Late applications are evaluated on an individual basis considering the reasons provided. Contacting the Division of Receipt and Referral in advance will not

influence the acceptance of a late application. For additional information on late applications, see <http://grants.nih.gov/grants/guide/notice-files/NOT-OD-05-030.html>.

2.12 Submission, Review and Award Cycles

The PHS submission, review, and award schedule is provided in Table 2.12-1. For specialized grant applications, consult with the appropriate PHS agency prior to the preparation of an application.

Table 2.12-1. Submission Dates, Review, and Award Cycles

SUBMISSION CYCLES:	CYCLE I	CYCLE II	CYCLE III
Non-AIDS Applications			
*Institutional Ruth L. Kirschstein National Research Service – T Series <i>new, competing continuation, revised, supplemental</i>	January 10	May 10	September 10
Academic Research Enhancement Award (AREA) – R15 <i>new, competing continuation, revised, supplemental</i>	February 25	June 25	October 25
**Program Project Grants and Center Grants – P Series <i>new, competing continuation, revised, supplemental</i>	February 1	June 1	October 1
Research Grants – e.g., R01, R03, R21 Research Career Development – K Series Education Grants – R25 <i>new</i>	February 1	June 1	October 1
Research Grants – e.g., R01, R03, R21 Research Career Development – K Series Education Grants – R25 <i>competing continuation, revised, supplemental</i>	March 1	July 1	November 1
Small Business Innovation Research (SBIR), Small Business Technology Transfer (STTR) Grants – R41, R42, R43 and R44 <i>new, competing continuation, revised, supplemental</i>	April 1	August 1	December 1
***Individual Ruth L. Kirschstein National Research Service Awards (Standard) – e.g., F30, F31, F32, F33 <i>new, revised, competing continuation</i>	April 5	August 5	December 5
Conference Grants and Conference Cooperative Agreements – R13, U13 <i>new, competing continuation, revised, supplemental</i>	April 15	August 15	December 15
AIDS and AIDS-Related Applications			
AIDS and AIDS-Related Grants All <i>new, competing continuation, revised, supplemental</i>	May 1	September 1	January 2

SUBMISSION CYCLES:	CYCLE I	CYCLE II	CYCLE III
NOTE for all applications: <ul style="list-style-type: none"> • RFAs and some PARs have special receipt dates indicated in the specific NIH Guide Announcement. • *Institutional Research Training Grants (T32) are accepted by many NIH Institutes and Centers (IC) for only one or two of the dates. • **Program Project and Center Grants – Applicants should check with individual ICs since some ICs do not accept P series applications three times a year. • ***Individual Pre-Doctoral Fellowships (F31) for Minority Students and Students with Disabilities has special receipt dates. • All AIDS and AIDS-related applications (no matter the type) are submitted on the AIDS and AIDS-related dates. 			
Review and Award Cycles:	Cycle I	Cycle II	Cycle III
Scientific Merit Review	June - July	October - November	February - March
Advisory Council Review	September - October	January - February	May - June
Earliest Project Start Date	December	April	July
Note: Awarding components may not always be able to honor the requested start date of an application; therefore, applicants should make no commitments or obligations until confirmation of the start date by the awarding component.			

Application Assignment Information

Competing grant applications that have been successfully submitted through Grants.gov and verified by the PD/PI and SO will be processed through the Division of Receipt and Referral, CSR, NIH unless otherwise stated. The application will be assigned to an appropriate Scientific Review Group and Institute(s). Assignment is based on the scientific content of the application using established referral guidelines.

Assignment to Review Group. The Center for Scientific Review (CSR) will assign appropriately completed applications to the Scientific Review Groups (commonly referred to as “SRGs” or “study sections”) that will perform the scientific/technical merit review. The CSR website lists the recurring small business review panels. You may refer to the following link, <http://www.csr.nih.gov/review/sba.asp>, and suggest a specific group (e.g., ZRG1 SSS D 10B) in a cover letter.

Assignment to Relevant Potential Awarding Component(s) (ICs). In addition, CSR will assign each application to the agency awarding component that is the potential funding component. When the scientific areas and the research proposed in a grant application are sufficiently relevant to the program responsibilities of two or more awarding components, CSR may assign your application to all such components. The component that has the most relevant program responsibility is designated as the primary assignee. The other components that have an interest in your application are designated as secondary assignees. If your application is eligible for funding and the primary assignee does not intend to make an award, the secondary assignees will be given the opportunity to do so. Although these suggestions will be taken into consideration, the final determination will be made by the agencies participating in this solicitation.

After the submission date, usually within six (6) weeks, the PHS will send the PD/PI and the applicant organization the application’s assignment number; the name, address, and telephone number of the

Scientific Review Administrator of the Scientific Review group to which the application has been assigned; and the assigned Institute contact and phone number. Assignment information as well as review outcome and other important information is available in the Commons.

If you do not receive applicant assignment information within six weeks of the submission date, contact the Division of Receipt and Referral, Center for Scientific Review (CSR), National Institutes of Health, Bethesda, MD 20892-7720, (301) 435-0715; TTY (301) 451-0088. If there is a change in assignment, you will receive another notification.

Applicant investigators must not communicate directly with any review group member about an application either before or after the review. Failure to strictly observe this policy will create serious breaches of confidentiality and conflicts of interest in the peer review process. From the time of assignment to the time the review of your application is complete, applicant investigators must direct all questions to the Scientific Review Administrator. This individual is in charge of the review group and is identified in the assignment notice that is mailed to you.

2.13 Resources for Finding Help

2.13.1 Finding Help for Grants.gov Registration or Submissions

If help is needed with the Grants.gov registration process or with the technical aspects of submitting an application through the Grants.gov system, check the resources available on the Grants.gov website first (<http://grants.gov/>).

Grants.gov customer support is also provided by the following office:

Grants.gov Program Management Office
200 Independence Avenue, SW
HHH Building, Room 739F
Washington, DC 20201

Grants.gov Helpdesk: support@grants.gov

Grants.gov Contact Center Phone Number: 1-800-518-4726

The Contact Center's hours of operation are Monday-Friday from 7:00 a.m. to 9:00 p.m. Eastern Standard Time.

2.13.2 Finding Help for the eRA Commons Registration or eRA Commons Validation Processes

If help is needed with the eRA Commons registration process for the applicant organization and PDs/PIs or with the application validation process in the Commons after submission through Grants.gov, check the resources available on the Electronic Receipt website first: (<http://era.nih.gov/ElectronicReceipt/>).

eRA Commons customer support is also provided by the eRA Commons Helpdesk:

eRA website: <http://era.nih.gov>

eRA Commons website: <https://commons.era.nih.gov/commons/index.jsp>

eRA Commons Helpdesk Email: commons@od.nih.gov

eRA Commons Phone: 301-402-7469
866-504-9552 (Toll Free)
301-451-5939 (TTY)

The eRA Commons Helpdesk hours of operation are Monday-Friday from 7:00 a.m. to 8:00 p.m. Eastern Standard Time.

2.13.3 Finding Help for Application Preparation

If after reviewing this application instruction guide help is still needed in preparing the application, contact Grants Info:

Grants Info Phone: 301-435-0714
301-451-0088 (TTY)

Grants Info Email: GrantsInfo@nih.gov

3. Using the Grant Application Package

This section describes the steps an applicant takes once the appropriate FOA (see [Section 2.4](#)) has been located and the corresponding grant application package has been successfully downloaded.

3.1 Verify Grant Information

When you select a funding opportunity in Grants.gov Apply, verify that the information shown in the Grant Application Package screen corresponds to the funding opportunity for which you wish to apply. Grants.gov auto-populates the following information:

- Opportunity Title
- Offering Agency
- CFDA Number
- CFDA Description
- Opportunity Number
- Competition ID
- Opportunity Open Date
- Opportunity Close Date
- Agency Contact

The screenshot shows the Grants.gov Grant Application Package screen. The form includes fields for Opportunity Title, Offering Agency, CFDA Number, CFDA Description, Opportunity Number, Competition ID, Opportunity Open Date, Opportunity Close Date, and Agency Contact. A blue box on the right contains a warning message: "This electronic grants application is intended to be used to apply for the specific Federal funding opportunity referenced here. If the Federal funding opportunity listed is not the opportunity for which you want to apply, close this application package by clicking on the 'Cancel' button at the top of this screen. You will then need to locate the correct Federal funding opportunity, download its application and then apply." The screen also shows a toolbar with buttons for Submit, Save, Print, Cancel, and Check Package for Errors.

CFDA Number Field: Many FOAs include multiple CFDA (Catalog for Domestic Assistance) numbers. When this is the case, the CFDA Number and CFDA Description fields will appear blank in the Grants.gov Grant Application Package screen shown above. The appropriate CFDA number will be automatically assigned once the application is assigned to the appropriate agency awarding component.

Opportunity Open Date & Close Date Fields: Many FOAs posted by NIH and other PHS agencies include multiple submission/receipt dates and are active for several years. These announcements are posted in Grants.gov showing an Open/Close period that spans the entire active period of the announcement. Applicants should read the funding opportunity announcement carefully for specific submission/receipt dates. If specific dates are not referenced in the announcement, applicants should refer to the Standard Postmark/Submission Dates for Competing Applications found in [Table 2.12-1](#).

[Submission Dates, Review, and Award Cycles](#). Applications submitted after a posted submission date will be held over into the next review cycle. See also [Section 2.11](#) above for the late application policy.

3.2 Enter the Name for the Application

Enter a name for the application in the Application Filing Name field (this is a required field). This name is for use solely by the applicant for tracking the application through the Grants.gov submission process. It is not used by the receiving agency.

This opportunity is only open to organizations, applicants who are submitting grant applications on behalf of a company, state, local or tribal government, academia, or other type of organization.

* Application Filing Name:

3.3 Open and Complete Mandatory Documents

Open and complete all of the documents listed in the Mandatory Documents box. **Complete the component titled SF424 (R&R) first.** Data entered in this component populates other mandatory and optional forms where applicable.

Mandatory Documents		Mandatory Completed Documents for Submission
SF424 (R&R)	Move Form to Submission List =>	
PHS 398 Research Plan		
PHS 398 Cover Page Supplement	Move Form to Documents List <=	
PHS 398 Checklist		
Research & Related Other Project Information		
Research & Related Senior/Key Person		
<input type="button" value="Open Form"/>		<input type="button" value="Open Form"/>

To open an item:

1. Click the document name in the Mandatory Documents box.
2. Click **Open Form**.
3. When a form or document has been completed, click the document name to select it, and then click the => button. This moves the form/document to the Completed Documents box. To remove a document from the Completed Documents box, click the document name to select it, and then click the <= button. This returns the document to the Mandatory Documents or Optional Documents box.

3.4 Open and Complete Optional Documents

These documents can be used to provide additional information for the application or may be required for specific types of grant activities. Information on each of these documents is found later in these instructions.

Optional Documents		Optional Completed Documents for Submission
Research & Related Budget	Move Form to Submission List =>	
PHS 398 Modular Budget		
PHS 398 Cover Letter File	Move Form to Documents List <=	
R&R Subaward Budget Attachment Form		
<input type="button" value="Open Form"/>		<input type="button" value="Open Form"/>

Once all documents have been completed and saved locally, click **Submit** to submit the application to Grants.gov. Only an AOR will be able to perform the submit action, and will be prompted to enter username and password to verify his/her identity. The Submit button does not become active until all required documents have been properly completed and the application has been saved. Reminder, the system will not consider a component form document to be complete until it has been moved to the Completed Documents box. Once you click the Submit button, a confirmation page appears asking you to verify the desired funding opportunity and Agency to which the application is being submitted.

4. Completing the SF424 Research and Related (R&R) Forms

4.1 Overview

This section contains all of the instructions you will need to complete the SF424 (R&R) forms.



Any agency-specific instructions are denoted by the DHHS logo displayed to the left of the paragraph, as illustrated here.

Conformance to all instructions is required and strictly enforced. Agencies may withdraw any applications from the review process that are not consistent with these instructions.

As you navigate through the forms, required fields are highlighted in yellow and noted with an asterisk (*). Optional fields and completed fields are displayed in white. Data entered into a specific field is not accepted until you have navigated to the next field. If you enter invalid or incomplete information in a field, you will receive an error message.

For those form components that are more than one page, click the “Next” button at the top of the form to navigate to a subsequent page. Once all data have been entered, click the “Close Form” button at the top of the form. You will be returned to the Grant Application Package screen. From this main screen, click on the form/document that you have just completed, and then click the => button. This will move the form/document to the Completed Documents box. To remove a form/document from the Completed Documents box, click the form/document name to select it, and then click the <= button. This will return the form/document to the Mandatory Documents or Optional Documents box.

4.2 Cover Component

APPLICATION FOR FEDERAL ASSISTANCE SF 424 (R&R)		2. DATE SUBMITTED _____	Applicant Identifier _____
		3. DATE RECEIVED BY STATE _____	State Application Identifier _____
1. * TYPE OF SUBMISSION <input type="checkbox"/> Pre-application <input type="checkbox"/> Application <input type="checkbox"/> Changed/Corrected Application		4. Federal Identifier _____	
5. APPLICANT INFORMATION			
		* Organizational DUNS: _____	
* Legal Name: _____ Department: _____ Division: _____ * Street1: _____ Street2: _____ * City: _____ County: _____ * State: _____ * ZIP Code: _____ * Country: <input type="text" value="USA"/>			
Person to be contacted on matters involving this application Prefix: * First Name: _____ Middle Name: _____ * Last Name: _____ Suffix: _____ * Phone Number: _____ Fax Number: _____ Email: _____			
6. * EMPLOYER IDENTIFICATION (EIN) or (TIN): _____		7. * TYPE OF APPLICANT: Please select one of the following _____	
8. * TYPE OF APPLICATION: <input type="checkbox"/> New <input type="checkbox"/> Resubmission <input type="checkbox"/> Renewal <input type="checkbox"/> Continuation <input type="checkbox"/> Revision		Other (Specify): _____ Small Business Organization Type <input type="checkbox"/> Women Owned <input type="checkbox"/> Socially and Economically Disadvantaged	
If Revision, mark appropriate box(es). <input type="checkbox"/> A. Increase Award <input type="checkbox"/> B. Decrease Award <input type="checkbox"/> C. Increase Duration <input type="checkbox"/> D. Decrease Duration <input type="checkbox"/> E. Other (<i>specify</i>) _____		9. * NAME OF FEDERAL AGENCY: National Institutes of Health	
* Is this application being submitted to other agencies? Yes <input type="checkbox"/> No <input type="checkbox"/> What other Agencies? _____		10. CATALOG OF FEDERAL DOMESTIC ASSISTANCE NUMBER: _____ TITLE: _____	
11. * DESCRIPTIVE TITLE OF APPLICANT'S PROJECT: _____			
12. * AREAS AFFECTED BY PROJECT (cities, counties, states, etc.) _____			
13. PROPOSED PROJECT: * Start Date * Ending Date _____		14. CONGRESSIONAL DISTRICTS OF: a. * Applicant b. * Project _____	
15. PROJECT DIRECTOR/PRINCIPAL INVESTIGATOR CONTACT INFORMATION			
Prefix: * First Name: _____ Middle Name: _____ * Last Name: _____ Suffix: _____			
Position/Title: _____		* Organization Name: _____	
Department: _____		Division: _____	
* Street1: _____		Street2: _____	
* City: _____		County: _____ * State: _____ * ZIP Code: _____	
* Country: <input type="text" value="USA"/>			
* Phone Number: _____		Fax Number: _____ * Email: _____	

OMB Number: 4040-0001
 Expiration Date: 04/30/2008

1. Type of Submission

Check one of the Type of Submission boxes. If this submission is to change or correct a previously submitted application, click the Changed/Corrected Application box and enter the Grants.gov tracking number in the Federal Identifier field. **Unless requested by the agency, you may not use this to submit changes after the closing date.**



Unless specifically noted in a program announcement, the Pre-application option is not used by NIH and other PHS agencies. Also, the “Changed/Corrected Application” box should only be used if you need to submit the same application again because of corrections. When submitting a Changed/Corrected Application, include an explanation in the Cover Letter Component. Do **not** use this box to denote a submission of a revised or amended application. That will be indicated in item 8. Type of Application.

2. Date Submitted and Applicant Identifier

In the Date Submitted field, enter the date the application is submitted to the Federal agency (or state, if applicable). In the Applicant Identifier field, enter the applicant’s control number (if applicable).



Note the Applicant Identifier field is a control number created by the applicant organization, not the Federal agency.

3. Date Received by State and State Application Identifier

Enter the date received by state (if applicable). In the State Application Identifier field, enter the state application identifier, if applicable.



For submissions to NIH and other PHS agencies, leave these fields blank.

4. Federal Identifier

New project applications should leave this field blank. If this is a continuation, revision, or renewal application, enter the assigned Federal Identifier number (for example, award number).



For submissions to NIH and other PHS agencies, an example of an award number is 1 R01 CA 123456-01.

Existing definitions for NIH and other PHS agencies applications are somewhat different:

- New is the same; i.e., an application that is submitted for the first time. See also the policy [Resubmission of Unpaid RFA Applications and Resubmission of Applications with a Changed Grant Activity Mechanism](#).
- Resubmission is equivalent to NIH and other PHS agencies Revision; i.e., a revised or amended application. See also the [Revised NIH Policy on Submission of a Revised \(Amended\) Application](#).
- Renewal is equivalent to NIH and other PHS agencies Competing Continuation.
- Continuation is equivalent to NIH and other PHS agencies Progress Report. For the purposes of NIH and other PHS agencies, the box for Continuation will **not** be used.
- Revision is somewhat equivalent to NIH and other PHS agencies Competing Supplement. Applicants should contact the awarding agency for advice on submitting any revision/supplement application.

Applicants to NIH and other PHS agencies should complete this field when submitting a resubmission, renewal or revision application.

5. Applicant Information




This information is for the Applicant Organization, not a specific individual.

Field Name	Instructions
Organizational DUNS	Enter your organization's DUNS or DUNS+4 number.
Legal Name	Enter the legal name of the applicant who will undertake the assistance activity.
Department	Enter the name of the primary organizational department, service, laboratory, or equivalent level within the organization that will undertake the assistance activity.
Division	Enter the name of the primary organizational division, office, or major subdivision that will undertake the assistance activity.
Street1	Enter the first line of the street address of your organization.
Street2	Enter the second line of the street address of your organization, if applicable.
City	Enter the city/place where your organization is located.
County	Enter the name of the county where your organization is located.
State	Select your state from the list provided. This field is required if your organization is located in the United States.
ZIP Code	Enter the Postal Code, or ZIP Code, of your organization. This field is required if your organization is located in the United States. This field is required if a State is selected and optional for Province.
Country	Select the country where your organization is located.

Person to be contacted on matters involving this application:



This information is for the Administrative or Business Official, not the PD/PI. This person is the individual to be notified if additional information is needed and/or if an award is made.

Field Name	Instructions
Prefix	Select from the list the Prefix of the person to contact on matters related to this application.  See also the PHS398 Cover Page Supplement for additional required contact information.
First Name	Enter the first (given) name of the person to contact on matters relating to this application.

Field Name	Instructions
Middle Name	Enter the middle name of the person to contact on matters relating to this application.
Last Name	Enter the last (family) name of the person to contact on matters relating to this application.
Suffix	Select from the list the suffix, if any, of the person to contact on matters relating to this application.
Phone Number	Enter the daytime phone number for the person to contact on matters relating to this application.
Fax Number	Enter the fax number for the person to contact on matters relating to this application.
Email	Enter the email address for the person to contact on matters relating to this application.

6. Employer Identification

Enter the TIN or EIN as assigned by the Internal Revenue Service. If your organization is outside the US, type 44-4444444.




If you have a 12-digit EIN established, include only the root nine digits. Do not include the prefix or suffix. If you are a foreign institution and have previously received NIH or other PHS agencies funding, enter the root nine digits of the assigned EIN. Otherwise, enter 44-4444444.


7. Type of Applicant



This information is for the Applicant Organization, not a specific individual.

Field Name	Instructions
Type of Applicant	Select from the list the appropriate applicant type code.  For Federal Institution, select <i>P: Other (specify)</i> , and then indicate the appropriate Federal institution in the space below.
Other (Specify)	Complete only if <i>P: Other</i> was selected as the Type of Applicant.
Woman Owned	Check the box if you are a woman-owned small business: a small business that is at least 51% owned by a woman or women, who also control and operate it.
Socially and Economically Disadvantaged	Check the box if you are a socially and economically disadvantaged small business, as determined by the US Small Business Administration pursuant to Section 8(a) of the Small Business Act U.S.C. 637(a).

8. Type of Application

Field Name	Instructions
Type of Application	<p>Select the type from the following list. Check only one:</p> <ul style="list-style-type: none"> • New: An application that is being submitted to an agency for the first time. • Resubmission: An application that has been previously submitted, but was not funded, and is being resubmitted for new consideration. • Renewal: An application requesting additional funding for a period subsequent to that provided by a current award. A renewal application competes with all other applications and must be developed as fully as though the applicant is applying for the first time. • Continuation: A non-competing application for an additional funding/budget period within a previously approved project period. • Revision: An application that proposes a change in <ol style="list-style-type: none"> 1) the Federal Government’s financial obligations or contingent liability from an existing obligation, or 2) any other change in the terms and conditions of the existing award. <p> Existing definitions for NIH and other PHS agencies Type of Application are somewhat different:</p> <ul style="list-style-type: none"> • New is the same. Check this option when submitting an application for the first time. See also the policy Resubmission of Unpaid RFA Applications and Resubmission of Applications with a Changed Grant Activity Mechanism. • Resubmission is equivalent to NIH and other PHS agencies Revision. Check this option when submitting a revised or amended application. See also the Revised NIH Policy on Submission of a Revised (Amended) Application. • Renewal is equivalent to NIH and other PHS agencies Competing Continuation. • Continuation is equivalent to NIH and other PHS agencies Progress Report. For the purposes of NIH and other PHS agencies, the box for Continuation will not be used and should not be checked. • Revision is somewhat equivalent to NIH and other PHS agencies Supplement, but would also include other changes as noted in the definition above. In general, changes to the “terms and conditions of the existing award” (as noted in example 2 above) would not require the submission of another application through Grants.gov. Applicants should contact the awarding agency for advice on submitting any

Field Name	Instructions
	revision/supplement application.
If Revision, Enter Appropriate Letter(s) in Box(es)	If application is a revision, check the appropriate box(es): A. Increase Award B. Decrease Award C. Increase Duration D. Decrease Duration E. Other
Other (Specify)	If <i>E. Other</i> was selected as the Revision, enter text to explain.
Is this application being submitted to other agencies?	Check the box, if applicable.
What Other Agencies?	Enter Agency name.

9. Name of Federal Agency

This field is pre-filled.

10. Catalog of Federal Domestic Assistance (CFDA) Number and Title (CFDA)

These fields are pre-filled.



This field may be blank if you are applying to an opportunity that references multiple CFDA numbers. When this field is blank, leave it blank; the field will not allow any data entry. The appropriate CFDA number will be automatically assigned by the agency once the application is assigned to the appropriate awarding component.

11. Descriptive Title of Applicant’s Project

Enter a brief descriptive title of the project.



A “new” application must have a different title from any other PHS project with the same PD/PI. A “resubmission” or “renewal” application should normally have the same title as the previous grant or application. If the specific aims of the project have significantly changed, choose a new title.

A “revision” application must have the same title as the currently funded grant.

NIH and other PHS agencies limit title character length to 81 characters. Titles in excess of 81 characters will be truncated.

12. Areas Affected by Project (Cities, Counties, States, Etc.)

List only the largest political entities affected by the project (for example, state, counties, cities).



Enter “N/A” for not applicable.

13. Start Date and Ending Date

Enter the proposed start date of the project in the Start Date field. Enter the proposed end date in the Ending Date field. Use the following format: MM/DD/YYYY.



14. Congressional District Applicant and Congressional District Project

Enter your Congressional District in the Congressional District Applicant field. Enter the Congressional District of the primary site where the project will be performed in the Congressional District Project field.



If the applicant organization is a foreign institution, enter all zeros. To locate your district visit <http://congress.org/congressorg/dbq/officials/?lvl=L>.

15. Project Director/Principal Investigator (PD/PI) Contact Information

Field Name	Instructions
Prefix	Select from the list the prefix (Mr., Mrs., Rev.) of the PD/PI.  See also the PHS398 Cover Page Supplement for additional PD/PI required data.
First Name	Enter the first (given) name of the PD/PI.
Middle Name	Enter the middle name of the PD/PI.
Last Name	Enter the last (family) name of the PD/PI.
Suffix	Select from the list the suffix, if any, of the PD/PI.  Do not use this field to record degrees. Degrees for the PD/PI are requested separately in the PHS398 Cover Page Supplement.
Position/Title	Enter the title of the PD/PI.
Organization Name	Enter the name of the organization for the PD/PI.
Department	Enter the name of the primary organizational department, service, laboratory, or equivalent level within the organization of the PD/PI.
Division	Enter the name of the primary organizational division, office, or major subdivision of the PD/PI.
Street1	Enter the first line of the street address for the PD/PI. This field is required.
Street2	Enter the second line of the street address for the PD/PI, if applicable.
City	Enter the city where the PD/PI is located. This field is required.
County	Enter the county where the PD/PI is located.
State	Select from the list the state where the PD/PI is located.
ZIP Code	Enter the ZIP Code for the PD/PI address. This field is required if the PD/PI is located in the United States.
Country	Select from the list the country for the PD/PI address.


Field Name	Instructions
Phone Number	Enter the daytime telephone number for the PD/PI. This field is required.
Fax Number	Enter the fax number for the PD/PI.
Email	Enter the email address for the PD/PI. This field is required.

SF 424 (R&R) APPLICATION FOR FEDERAL ASSISTANCE

<p>16. ESTIMATED PROJECT FUNDING</p> <p>a. * Total Estimated Project Funding <input type="text"/></p> <p>b. * Total Federal & Non-Federal Funds <input type="text"/></p> <p>c. * Estimated Program Income <input type="text"/></p>	<p>17. * IS APPLICATION SUBJECT TO REVIEW BY STATE EXECUTIVE ORDER 12372 PROCESS?</p> <p>a. YES <input type="checkbox"/> THIS PREAPPLICATION/APPLICATION WAS MADE AVAILABLE TO THE STATE EXECUTIVE ORDER 12372 PROCESS FOR REVIEW ON:</p> <p>DATE: <input type="text"/></p> <p>b. NO <input type="checkbox"/> PROGRAM IS NOT COVERED BY E.O. 12372; OR <input type="checkbox"/> PROGRAM HAS NOT BEEN SELECTED BY STATE FOR REVIEW</p>
<p>18. By signing this application, I certify (1) to the statements contained in the list of certifications* and (2) that the statements herein are true, complete and accurate to the best of my knowledge. I also provide the required assurances* and agree to comply with any resulting terms if I accept an award. I am aware that any false, fictitious, or fraudulent statements or claims may subject me to criminal, civil, or administrative penalties. (U.S. Code, Title 18, Section 1001)</p> <p><input type="checkbox"/> * I agree</p> <p><small>* The list of certifications and assurances, or an Internet site where you may obtain this list, is contained in the announcement or agency specific instructions.</small></p>	
<p>19. Authorized Representative</p> <p>Prefix: <input type="text"/> * First Name: <input type="text"/> Middle Name: <input type="text"/> * Last Name: <input type="text"/> Suffix: <input type="text"/></p> <p>* Position/Title: <input type="text"/> * Organization: <input type="text"/></p> <p>Department: <input type="text"/> Division: <input type="text"/></p> <p>* Street 1: <input type="text"/> Street 2: <input type="text"/></p> <p>* City: <input type="text"/> County: <input type="text"/> * State: <input type="text"/> * ZIP Code: <input type="text"/></p> <p>* Country: <input type="text" value="USA"/></p> <p>* Phone Number: <input type="text"/> Fax Number: <input type="text"/> * Email: <input type="text"/></p> <p>* Signature of Authorized Representative <input type="text"/> * Date Signed <input type="text"/></p> <p><small>Completed on submission to Grants.gov</small> <small>Completed on submission to Grants.gov</small></p>	
<p>20. Pre-application <input type="text"/> <input type="button" value="Add Attachment"/> <input type="button" value="Delete Attachment"/> <input type="button" value="View Attachment"/></p>	

OMB Number: 4040-0001
Expiration Date: 04/30/2008

16. Estimated Project Funding

Field Name	Instructions
Total Estimated Project Funding	Enter the total Federal funds requested for the entire project period.
Total Federal & Non-Federal Funds	Enter the total estimated funds for the entire project period, including both Federal and non-Federal funds. If using the Funds Requested Budget Component, item 16b will be the same as item 16a.  For NIH and other PHS agencies applicants, this field will be the same as item 16a unless the specific announcement indicates

Field Name	Instructions
	that cost sharing is a requirement.
Estimated Program Income	Identify any Program Income estimated for this project period, if applicable.

17. Is Application Subject to Review by State Executive Order 12372 Process?

If yes, check the Yes box. If the announcement indicates that the program is covered under Executive Order 12372, you should contact the State Single Point of Contact (SPOC) for Federal Executive Order 12372. If no, check the appropriate box.



For NIH and other PHS agencies submissions using the SF424 (R&R), applicants should check “No, Program is not covered by E.O. 12372.”

18. Complete Certification

Check the I agree box to provide the required certifications and assurances.



The list of NIH and other PHS agencies Assurances, Certifications, and other Policies is found in [Part III, Policies, Assurances, Definitions, and Other Information](#).

19. Authorized Representative



This is equivalent to the individual with the organizational authority to sign for an application; otherwise known as the Authorized Organizational Representative or the Signing Official.

Field Name	Instructions
Prefix	Select from the list the prefix (Mr., Mrs., Rev.) of the Authorized Representative.
First Name	Enter the first (given) name of the Authorized Representative.
Middle Name	Enter the middle name of the Authorized Representative.
Last Name	Enter the last (family) name of the Authorized Representative.
Suffix	Select from the list the suffix, if any, of the Authorized Representative.
Position/Title	Enter the title of the Authorized Representative.
Organization	Enter the name of the organization for the Authorized Representative.
Department	Enter the name of the primary organizational department, service, laboratory, or equivalent level within the organization of the Authorized Representative.
Division	Enter the name of the primary organizational division, office, or major subdivision of the Authorized Representative.
Street1	Enter the first line of the street address for the Authorized Representative. This field is required.

Field Name	Instructions
Street2	Enter the second line of the street address for the Authorized Representative, if applicable.
City	Enter the city where the Authorized Representative is located. This field is required.
County	Enter the county where the Authorized Representative is located.
State	Select from the list the state where the Authorized Representative is located.
ZIP Code	Enter the ZIP Code for the Authorized Representative address. This field is required if the PD/PI is located in the United States.
Country	Select from the list the country for the Authorized Representative address.
Phone Number	Enter the daytime telephone number for the Authorized Representative. This field is required.
Fax Number	Enter the fax number for the Authorized Representative.
Email	Enter the email address for the Authorized Representative. This field is required.
Signature of Authorized Representative	It is the organization's responsibility to assure that only properly authorized individuals sign in this capacity and/or submit the application to Grants.gov. If you are submitting this application through Grants.gov, leave this field blank. If you are submitting a hard copy, the Authorized Representative must sign in this block.
Date Signed	If you are submitting this application through Grants.gov, the system generates this date. If you are submitting a hard copy, enter the date the Authorized Representative signed the application.

20. Pre-Application

If you are submitting a pre-application, provide a summary description of the project in accordance with the announcement and/or agency specific instructions, and save the file in a location you remember. Click Add Attachment, browse to where you saved the file, select the file, and then click Open.



Unless specifically noted in a program announcement, NIH and other PHS agencies do not use *Pre-applications*.

Once all data have been entered, click the “Close Form” button at the top of the form. You will be returned to the Grant Application Package screen. From this main screen, click on the form/document that you have just completed, and then click the => button. This will move the form/document to the Completed Documents box. To remove a form/document from the Completed Documents box, click the

form/document name to select it, and then click the <= button. This will return the form/document to the Mandatory Documents or Optional Documents box.

4.3 Project/Performance Site Locations Component

RESEARCH & RELATED Project/Performance Site Location(s)

Project/Performance Site Primary Location

Organization Name:

* Street1: Street2:

* City: County: * State: * ZIP Code: * Country:

Project/Performance Site Location 1

Organization Name:

* Street1: Street2:

* City: County: * State: * ZIP Code: * Country:

Additional Location(s)

OMB Number: 4040-0001
Expiration Date: 04/30/2008

Indicate the primary site where the work will be performed. If a portion of the project will be performed at any other location(s), identify it in the section provided. If more than eight project/performance site locations are proposed, provide the information in a separate file, and then attach.

Project/Performance Site Primary Location



Generally, the Primary Location should be that of the applicant organization or identified as off-site in accordance with the conditions of the applicant organization’s negotiated Facilities and Administrative (F&A) agreement. If there is more than one performance site, list all additional sites in the fields provided for Location 1 - # below.

Field Name	Instructions
Organization Name	Enter the name of the organization.
Street1	Enter first line of the street address of the performance site location. This field is required.
Street2	Enter second line of the street address of the performance site location, if applicable.
City	Enter the city of the performance site location. This field is required.
County	Enter the county of the performance site location.

Field Name	Instructions
State	Select from the list the state or province of the performance site location. This field is required if the performance site location is in the United States.
ZIP Code	Enter the ZIP (Postal) Code of the performance site location. This field is required if the performance site location is in the United States.
Country	Select from the list the country of the performance site location.

Project/Performance Site Location 1

Field Name	Instructions
Organization Name	Enter the primary site where the work will be performed.
Street1	Enter first line of the street address of the performance site location. This field is required.
Street2	Enter second line of the street address of the performance site location, if applicable.
City	Enter the city of the performance site location. This field is required.
County	Enter the county of the performance site location.
State	Select from the list the state or province of the performance site location. This field is required if the performance site location is in the United States.
ZIP Code	Enter the ZIP (Postal) Code of the performance site location. This field is required if the performance site location is in the United States.
Country	Select from the list the country of the performance site location.

For additional performance site locations, click Next Site to display the fields for Project/Performance Site Locations 3 through 8.

If you need to add more than eight locations, enter the information in a separate file. On the form, click Add Attachment, select the file, and then click Open.

Once all data have been entered, click the “Close Form” button at the top of the form. You will be returned to the Grant Application Package screen. From this main screen, click on the form/document that you have just completed, and then click the => button. This will move the form/document to the Completed Documents box. To remove a form/document from the Completed Documents box, click the form/document name to select it, and then click the <= button. This will return the form/document to the Mandatory Documents or Optional Documents box.

4.4 Other Project Information Component

RESEARCH & RELATED Other Project Information

1. * Are Human Subjects Involved? Yes No

1.a. If YES to Human Subjects

Is the IRB review Pending? Yes No

IRB Approval Date:

Exemption Number: 1 2 3 4 5 6

Human Subject Assurance Number:

2. * Are Vertebrate Animals Used? Yes No

2.a. If YES to Vertebrate Animals

Is the IACUC review Pending? Yes No

IACUC Approval Date:

Animal Welfare Assurance Number

3. * Is proprietary/privileged information included in the application? Yes No

4.a. * Does this project have an actual or potential impact on the environment? Yes No

4.b. If yes, please explain:

4.c. If this project has an actual or potential impact on the environment, has an exemption been authorized or an environmental assessment (EA) or environmental impact statement (EIS) been performed? Yes No

4.d. If yes, please explain:

5.a. * Does this project involve activities outside the U.S. or partnership with International Collaborators? Yes No

5.b. If yes, identify countries:

5.c. Optional Explanation:

6. * Project Summary/Abstract

7. * Project Narrative

8. Bibliography & References Cited

9. Facilities & Other Resources

10. Equipment

11. Other Attachments

OMB Number: 4040-0001
Expiration Date: 04/30/2008

1. Are Human Subjects Involved?

If activities involving human subjects are planned at any time during the proposed project at any performance site, check the Yes box. Check this box even if the proposed project is exempt from Regulations for the Protection of Human Subjects. If no activities involving human subjects are planned, check the No box, and then skip to Step 2.



Refer to [Part II, Supplemental Instructions for Preparing the Human Subjects Section of the Research Plan](#).

1.a. Is the IRB review Pending?

If the Institutional Review Board (IRB) review is pending, check the Yes box. Otherwise, check the No box. In the IRB Approval Date field, enter the latest IRB approval date, if available. Leave blank if Pending.



IRB Approval Date is not required at the time of submission. This may be requested later in the pre-award cycle as a [Just-In-Time](#) requirement.

For Exemption Number, if human subject activities are exempt from Federal regulations, provide the exemption numbers corresponding to one or more of the exemption categories. The six categories of research that qualify for exemption from coverage by the regulations are defined in the Common Rule for the Protection of Human Subjects. These regulations can be found at <http://ohrp.osophs.dhhs.gov/humansubjects/guidance/45cfr46.htm>.

For Human Subject Assurance Number, enter the approved Federal Wide Assurance (FWA), Multiple Project Assurance (MPA), Single Project Assurance (SPA) Number or Cooperative Project Assurance Number that the applicant has on file with the Office for Human Research Protections, if available. If the applicant has an FWA number, enter the 8-digit number. Do not enter the FWA before the number.

2. Are Vertebrate Animals Used?

If activities involving vertebrate animals are planned at any time during the proposed project at any performance site, check the Yes box. Otherwise, check the No box, and skip to Step 3.

2.a. If YES to Vertebrate Animals

For the “Is the IACUC review Pending” field, if an Institutional Animal Care and Use Committee (IACUC) review is pending, check the Yes box. Otherwise check the No box. For IACUC Approval Date, enter the IACUC approval date, if available. Leave blank if Pending.



IACUC Approval Date is not required at the time of submission. However, the approval date and other data may be requested later in the pre-award cycle as a Just-In-Time requirement.

For Animal Welfare Assurance Number, enter the Federally approved assurance number, if available. (To determine if your organization holds an Animal Welfare Assurance, see <http://grants.nih.gov/grants/olaw/olaw.htm#assur>.)

3. Is proprietary/privileged information included in the application?

Patentable ideas, trade secrets, privileged or confidential commercial or financial information, disclosure of which may harm the applicant, should be included in applications only when such information is necessary to convey an understanding of the proposed project. If the application includes such information, check the Yes box and clearly mark each line or paragraph on the pages containing the proprietary/privileged information with a legend similar to: “The following contains proprietary/privileged information that (name of applicant) requests not be released to persons outside the Government, except for purposes of review and evaluation.”

4. Environmental Questions



Unless a specific FOA indicates that the National Environmental Policy Act (NEPA) applies, applicants should check “No.”

4.a. Does this project have an actual or potential impact on the environment?

If your project will have an actual or potential impact on the environment, check the Yes box, and then explain in the box provided in 4.b. Otherwise, check the No box.

4.b. If yes, please explain

If you checked the Yes box indicating an actual or potential impact on the environment, enter the explanation of the actual or potential impact on the environment here.

4.c. If this project has an actual or potential impact on the environment, has an exemption been authorized or an Environmental Assessment (EA) or an Environmental Impact Statement (EIS) been performed?

If an exemption has been authorized or an Environmental Assessment (EA) or an Environmental Impact Statement (EIS) been performed, check the Yes box, and then explain in the box provided in 4.d. Otherwise, check the No box.

4.d. If yes, please explain

If you checked the Yes box indicating an exemption has been authorized or an EA or EIS has been performed, enter the explanation here. If desired, you can provide the information in a separate file, and attach by clicking Add Attachments located to the right of Step 11 - Other Attachments.

5. Activities Outside US or with International Collaborators Questions

5.a. Does this project involve activities outside of the United States or partnerships with International Collaborators?

If your project involves activities outside the United States or partnerships with international collaborators, check the Yes box, and then explain in the box provided in 5.b. Otherwise, check the No box.

5.b. If yes, identify countries

If you checked the Yes box indicating your project involves activities outside the US, enter the countries with which international cooperative activities are involved.

5.c. Optional Explanation

Use this block to provide any supplemental information, if necessary. If desired, you can provide the information in a separate file, and attach by clicking Add Attachments located to the right of Step 11 - Other Attachments.

6. Project Summary/Abstract

The Project Summary must contain a summary of the proposed activity suitable for dissemination to the public. It should be a self-contained description of the project and should contain a statement of objectives and methods to be employed. It should be informative to other persons working in the same or related fields and insofar as possible understandable to a scientifically or technically literate lay reader. This Summary must not include any proprietary/confidential information.

To attach a project summary/abstract file, click Add Attachment, browse to where you saved the file, select the file, and then click Open.



The first and major component of the Project Summary/Abstract (i. e., “Description”) is a **Project Summary**. It is meant to serve as a succinct and accurate description of the proposed work when separated from the application. State the application’s broad, long-term objectives and specific aims, making reference to the health relatedness of the project (i.e., relevance to the **mission of the agency**). Describe concisely the research design and methods for achieving the stated goals. This section should be informative to other persons working in the same or related fields and insofar as possible understandable to a scientifically or technically literate reader. Avoid describing past accomplishments and the use of the first person. Finally, please make every effort to be succinct. This section must be no longer than 30 lines of text, and follow the required [font and margin specifications](#). An abstract which exceeds this allowable length may be flagged as an error by the agency upon submission. This would require a corrective action before the application will be accepted.

The attachment must be in PDF format. (See [Section 2.6](#) for additional information on preparing attachments.)

7. Project Narrative



For NIH and other PHS agencies applications, this attachment will reflect the second component of the Project Summary. The second component of the Project Summary/Abstract (i.e., “Description”) is **Relevance**. Using no more than two or three sentences, describe the relevance of this research to **public** health. In this section, be succinct and use plain language that can be understood by a general, lay audience.

A separate Research Plan component is required for NIH and other PHS agencies applications. Refer to [Section 5.5, Research Plan Component](#), for separate file uploads and instructions.

8. Bibliography & References Cited

Provide a bibliography of any references cited in the Project Narrative. Each reference must include the names of all authors (in the same sequence in which they appear in the publication), the article and journal title, book title, volume number, page numbers, and year of publication. Include only bibliographic citations. Be especially careful to follow scholarly practices in providing citations for source materials relied upon when preparing any section of the application.

To attach a bibliography, click Add Attachment, browse to where you saved the file, select the file, and then click Open.



Note this section (previously known as Literature Cited) should include any references cited in the Research Plan Component (see [Section 5.5](#) for details on completing that component). The reference should be limited to relevant and current literature. While there is not a page limitation, it is important to be concise and to select only those literature references pertinent to the proposed research.

9. Facilities & Other Resources

This information is used to assess the capability of the organizational resources available to perform the effort proposed. Identify the facilities to be used (Laboratory, Animal, Computer, Office, Clinical and Other). If appropriate, indicate their capacities, pertinent capabilities, relative proximity and extent of availability to the project. Describe only those resources that are directly applicable to the proposed work. Provide any information describing the Other Resources available to the project (e.g., machine shop, electronic shop) and the extent to which they would be available to the project.

To attach a facilities and other resources file, click Add Attachment, browse to where you saved the file, select the file, and then click Open.

10. Equipment

List major items of equipment already available for this project and, if appropriate identify location and pertinent capabilities. To attach an equipment file, click Add Attachment, browse to where you saved the file, select the file, and then click Open.

11. Other Attachments

Attach a file to provide any other project information not provided above or in accordance with the announcement and/or agency-specific instruction by clicking Add Attachment, browsing to where you saved the file, selecting the file, and then clicking Open.



Do not use this attachment upload for NIH and other PHS agency submissions.

Once all data have been entered, click the “Close Form” button at the top of the form. You will be returned to the Grant Application Package screen. From this main screen, click on the form/document that you have just completed, and then click the => button. This will move the form/document to the Completed Documents box. To remove a form/document from the Completed Documents box, click the form/document name to select it, and then click the <= button. This will return the form/document to the Mandatory Documents or Optional Documents box.

4.5 Senior/Key Person Profile(s) Component

RESEARCH & RELATED Senior/Key Person Profile

PROFILE - Project Director/Principal Investigator				
Prefix	* First Name	Middle Name	* Last Name	Suffix
<input type="text"/>	<input type="text"/>	<input type="text"/>	<input type="text"/>	<input type="text"/>
Position/Title:		Department:		
<input type="text"/>		<input type="text"/>		
Organization Name:		Division:		
<input type="text"/>		<input type="text"/>		
* Street1:		Street2:		
<input type="text"/>		<input type="text"/>		
* City:	County:	* State:	* Zip Code:	* Country:
<input type="text"/>	<input type="text"/>	<input type="text"/>	<input type="text"/>	<input type="text"/>
* Phone Number		Fax Number		* E-Mail
<input type="text"/>		<input type="text"/>		<input type="text"/>
Credential, e.g., agency login: <input type="text"/>				
* Project Role:		Other Project Role Category:		
<input type="text"/>		<input type="text"/>		
*Attach Biographical Sketch		<input type="text"/>	<input type="button" value="Add Attachment"/>	<input type="button" value="Delete Attachment"/>
Attach Current & Pending Support		<input type="text"/>	<input type="button" value="Add Attachment"/>	<input type="button" value="Delete Attachment"/>
			<input type="button" value="View Attachment"/>	<input type="button" value="View Attachment"/>

PROFILE - Senior/Key Person 1				
Prefix	* First Name	Middle Name	* Last Name	Suffix
<input type="text"/>	<input type="text"/>	<input type="text"/>	<input type="text"/>	<input type="text"/>
Position/Title:		Department:		
<input type="text"/>		<input type="text"/>		
Organization Name:		Division:		
<input type="text"/>		<input type="text"/>		
* Street1:		Street2:		
<input type="text"/>		<input type="text"/>		
* City:	County:	* State:	* Zip Code:	* Country:
<input type="text"/>	<input type="text"/>	<input type="text"/>	<input type="text"/>	USA
* Phone Number		Fax Number		* E-Mail
<input type="text"/>		<input type="text"/>		<input type="text"/>
Credential, e.g., agency login: <input type="text"/>				
* Project Role:		Other Project Role Category:		
<input type="text"/>		<input type="text"/>		
*Attach Biographical Sketch		<input type="text"/>	<input type="button" value="Add Attachment"/>	<input type="button" value="Delete Attachment"/>
Attach Current & Pending Support		<input type="text"/>	<input type="button" value="Add Attachment"/>	<input type="button" value="Delete Attachment"/>
			<input type="button" value="View Attachment"/>	<input type="button" value="View Attachment"/>

ADDITIONAL SENIOR/KEY PERSON PROFILE(S)	<input type="text"/>	<input type="button" value="Add Attachment"/>	<input type="button" value="Delete Attachment"/>	<input type="button" value="View Attachment"/>
Additional Biographical Sketch(es) (Senior/Key Person)	<input type="text"/>	<input type="button" value="Add Attachment"/>	<input type="button" value="Delete Attachment"/>	<input type="button" value="View Attachment"/>
Additional Current and Pending Support(s)	<input type="text"/>	<input type="button" value="Add Attachment"/>	<input type="button" value="Delete Attachment"/>	<input type="button" value="View Attachment"/>




OMB Number: 4040-0001
 Expiration Date: 04/30/2008

Starting with the PD/PI, provide a profile for each senior/key person proposed. Unless otherwise specified in an agency announcement, senior/key personnel are defined as all individuals who contribute in a

substantive, measurable way to the scientific development or execution of the project, whether or not salaries are requested. Consultants should be included if they meet this definition.

Profile – Project Director/Principal Investigator (PD/PI)

Field Name	Instructions
Prefix	This field is automatically populated from the SF 424 (R&R). It is the prefix (e.g., Mr., Mrs., Rev.) of the PD/PI.
First Name	This field is automatically populated from the SF 424 (R&R). It is the first (given) name of the PD/PI. This field is required.
Middle Name	This field is automatically populated from the SF 424 (R&R). It is the middle name of the PD/PI.
Last Name	This field is automatically populated from the SF 424 (R&R). It is the last (family) name of the PD/PI. This field is required.
Suffix	This field is automatically populated from the SF 424 (R&R). It is the suffix (e.g., Jr., Sr., PhD) for the name of the PD/PI.
Position/Title	This field is automatically populated from the SF 424 (R&R). It is the title of the PD/PI.
Department	This field is automatically populated from the SF 424 (R&R). It is the name of primary organizational department, service, laboratory, or equivalent level within the organization of the PD/PI.
Organization Name	This field is automatically populated from the SF 424 (R&R). It is the name of the organization of the PD/PI.
Division	This field is automatically populated from the SF 424 (R&R). It is the name of primary organizational division, office, or major subdivision of the PD/PI.
Street1	This field is automatically populated from the SF 424 (R&R). It is the first line of the street address of the PD/PI.
Street2	This field is automatically populated from the SF 424 (R&R). It is the second line of the street address of the PD/PI, if applicable.
City	This field is automatically populated from the SF 424 (R&R). It is the city of the PD/PI.
County	This field is automatically populated from the SF 424 (R&R). It is the county of the PD/PI.
State	This field is automatically populated from the SF 424 (R&R). It is the state or province of the PD/PI.

Field Name	Instructions
ZIP Code	This field is automatically populated from the SF 424 (R&R). It is the ZIP (Postal) Code of the PD/PI.
Country	This field is automatically populated from the SF 424 (R&R). It is the country of the PD/PI.
Phone Number	This field is automatically populated from the SF 424 (R&R). It is the daytime phone number for the PD/PI.
Fax Number	This field is automatically populated from the SF 424 (R&R). It is the fax number for the PD/PI.
Email	This field is automatically populated from the SF 424 (R&R). It is the email address for the PD/PI.
Credential, e.g., agency login	<p>If you are submitting to an agency (e.g., NIH and other PHS agencies) where you have an established personal profile, enter the agency ID. If not, leave blank.</p>  <p>For NIH and other PHS agencies submission registration in the eRA Commons for all PDs/PIs is required. The assigned Commons UserID for the PD/PI should be entered here.</p>
Project Role	Select a project role from the list. Select “Other” if an appropriate project role is not listed.
Other Project Role Category	Complete if you selected “Other Professional” or “Other” as a project role. For example, Engineer, Chemist.
Attach Biographical Sketch	<p>Provide a biographical sketch for the PD/PI. Recommended information includes: Education and Training, Research and Professional Experience, Collaborators and Affiliations (for conflicts of interest), Publications and Synergistic Activities. Save the information in a single file and attach by clicking Add Attachment.</p>  <p>Biographical sketches should follow the format described below.</p>
Attach Current & Pending Support	 <p>Do not use this attachment upload for NIH and other PHS agency submissions. This information is no longer required at the time of application submission. This information may be requested later in the pre-award cycle. When this occurs, you will be instructed to refer to Other Support in Part III, Policies, Assurances, Definitions and Other Information.</p>

Profile – Senior/Key Person [n]






The remaining Senior/Key Person Profiles should be listed in alphabetical order. Also use this section to list any Other Significant Contributors (OSCs). OSCs should be listed after all Key Persons. OSCs are individuals who have committed to contribute to the scientific development

or execution of the project, but are not committing any specified measurable effort to the project. These individuals are typically presented at “zero percent” effort or “as needed” (individuals with measurable effort cannot be listed as Other Significant Contributors). Consultants should be included if they meet this definition. This would also be an appropriate designation for mentors on Career awards.

A biosketch, including Research Support information, will be required for these individuals as this highlights their accomplishments as scientists. Reviewers use these pages to address the “investigator” review criterion. However, if an award is to be made, Other Support information will not be required or accepted since considerations of overlap do not apply to these individuals.

Should the level of involvement change for an individual listed as an OSC, they should be redesignated as “key personnel.” This change should be made before any compensation is charged to the project.

Field Name	Instructions
Prefix	Select from the list the prefix (for example, Mr., Mrs., Rev.) of the Senior/Key Person.
First Name	Enter the first (given) name of the Senior/Key Person. This field is required.
Middle Name	Enter the middle name of the Senior/Key Person, if applicable.
Last Name	Enter the last (family) name of the Senior/Key Person. This field is required.
Suffix	Select from the list the suffix (for example, Jr., Sr., PhD) of the Senior/Key Person.
Position/Title	Enter the title of the Senior/Key Person.
Department	Enter the name of primary organizational department, service, laboratory, or equivalent level within the organization of the Senior/Key Person.
Organization Name	Enter the name of primary organizational division, office, or major subdivision of the Senior/Key Person.
Division	Enter the name of organization of the Senior/Key Person.
Street1	Enter first line of the street address for the Senior/Key Person. This field is required.
Street2	Enter second line of the street address for the Senior/Key Person, if applicable.
City	Enter the city where the Senior/Key Person is located. This field is required.

Field Name	Instructions
County	Enter the county where the Senior/Key Person is located.
State	Enter the State where the Senior/Key Person is located. This field is required if the Senior/Key Person is located in the United States.
ZIP Code	Enter the ZIP (Postal) code of the Senior/Key Person address. This field is required if the Senior/Key Person is located in the United States.
Country	Select from the list the country for the Senior/Key Person address.
Phone Number	Enter the daytime telephone number for the Senior/Key Person. This field is required.
Fax Number	Enter the fax number for the Senior/Key Person.
Email	Enter the email address for the Senior/Key Person. This field is required for the Senior/Key Person.
Credential, e.g., agency login	If you are submitting to an agency (e.g., NIH and other PHS agencies) where you have an established personal profile, enter the agency ID. If not, leave blank.
Project Role	<p>Select a project role from the list. Select “Other” if an appropriate project role is not listed.</p> <p> At this time, NIH and other PHS agencies continues to only recognize a single PD/PI. The role of “Co-PD/PI” is not currently used by NIH and other PHS agencies.</p> <p>If including individuals classified as “Other Significant Contributors (OSCs),” use the “Other” category and indicate “Other Significant Contributor” as the role in the “Other Project Role Category.” OSCs should be listed last after all other Senior/Key Persons have been listed.</p>
Other Project Role Category	Complete if you selected “Other Professional” or “Other” as a project role. For example, Engineer, Chemist.
Attach Biographical Sketch	<p>Provide a biographical sketch for the Senior/Key Person. Recommended information includes: Education and Training, Research and Professional Experience, Collaborators and Affiliations (for conflicts of interest), Publications and Synergistic Activities. Save the information in a single file and attach by clicking Add Attachment.</p> <p> Biographical sketches should follow the format described below.</p>
Attach Current & Pending Support	<p> Do not use this attachment upload for NIH and other PHS agency submissions. This information is no longer required at the time of application submission. This information may be requested later</p>

Field Name	Instructions
	in the pre-award cycle. When this occurs, refer to Other Support in Part III, Policies, Assurances, Definitions, and Other Information.

Note: After completing Profile – Senior/Key Person 1, click the Next Person button to display the fields for Profile – Senior/Key Person 2.

Additional Senior/Key Person Profile(s)

If more than eight Senior/Key Person profiles are proposed, provide the information requested in a separate file and attach by clicking Add Attachment.

Additional Biographical Sketch(es) (Senior/Key Person)

Provide a biographical sketch for each Senior/Key Person. Recommended information includes: Education and Training, Research and Professional Experience, Collaborators and Affiliations (for conflicts of interest), Publications and Synergistic Activities. Save the information in a single file and attach by clicking Add Attachment.



Biographical Sketches should follow the format described [below](#).

Additional Current and Pending Support(s)

Provide a list of all current and pending support for the PD/PI and each Senior/Key Person (even if they receive no salary support from the project(s) for ongoing projects and pending proposals. Show the total award amount for the entire award period (including indirect costs) as well as the number of person-months per year to be devoted to the project by the senior/key person, regardless of source of support. Concurrent submission of a proposal to other organizations will not prejudice its review.



Do not use this attachment upload for NIH and other PHS agency submissions. This information is no longer required at the time of application submission. This information may be requested later in the pre-award cycle. When this occurs, refer to [Other Support](#) in Part III, Policies, Assurances, Definitions, and Other Information.

Additional NIH and Other PHS Agencies Instructions for a Biographical Sketch

Use the sample *format* on the [Biographical Sketch Format Page](#) to prepare this section for **all** (modular *and* other) grant applications. Include biographical sketches of all **Senior/Key Personnel and Other Significant Contributors**. The Biographical Sketch may not exceed four pages per person. This 4-page limit includes the table at the top of the first page. See the sample of a [completed Biographical Sketch](#).

If the individual is registered in the eRA Commons, include the assigned Commons User Name. This data item is currently optional. (For information on the eRA Commons, see <https://commons.era.nih.gov/commons/index.jsp>.)

Complete the educational block at the top of the format page, and complete Sections A, B, and C.

- A. Positions and Honors.** List in chronological order previous positions, concluding with your present position. List any honors. Include present membership on any Federal Government public advisory committee.
- B. Selected peer-reviewed publications or manuscripts in press (in chronological order).** Do not include manuscripts submitted or in preparation.

- C. Research Support.** List both selected ongoing and completed (during the last three years) research projects (Federal or non-Federal support). Begin with the projects that are most relevant to the research proposed in this application. Briefly indicate the overall goals of the projects and responsibilities of the key person identified on the Biographical Sketch. *Do not include percent of effort or direct costs.*

Don't confuse "Research Support" with "Other Support." Though they sound similar, these parts of the application are very different. As part of the biosketch section of the application, "Research Support" highlights your accomplishments, and those of your colleagues, as scientists. This information will be used by the reviewers in the assessment of each individual's qualifications for a specific role in the proposed project, as well as to evaluate the overall qualifications of the research team. In contrast, "Other Support" information is required for all applications that are selected to receive grant awards. NIH staff will request complete and up-to-date "other support" information from you after peer review. This information will be used to check that the proposed research has not already been Federally-funded.

Once all data have been entered, click the "Close Form" button at the top of the form. You will be returned to the Grant Application Package screen. From this main screen, click on the form/document that you have just completed, and then click the => button. This will move the form/document to the Completed Documents box. To remove a form/document from the Completed Documents box, click the form/document name to select it, and then click the <= button. This will return the form/document to the Mandatory Documents or Optional Documents box.

4.6 Selecting the Appropriate Budget Component



The application forms package associated with most NIH funding opportunities includes two optional budget components—(1) R&R Budget Component; and, (2) PHS398 Modular Budget Component. NIH applications will include either the R&R Budget Component or the PHS398 Modular Budget Component, but not both. (**Note AHRQ does not accept modular budgets.**)

To determine which budget component to use for NIH applications, consult the modular budget guidelines below. Additional guidance may also be provided in the specific funding opportunity announcement.

Modular Budget Guidelines. Modular budgets are applicable to certain research grant applications requesting \$250,000 or less per year for direct costs. Note, consortium/contractual F&A costs are not factored into the direct cost limit. Consortium F&A costs may be requested in addition to the \$250,000 limit. Modular budgets are simplified; therefore, detailed categorical information is not to be submitted with the application. The modular budget is applicable only to R01, R03, R15, R21, and R34 applications.

Instructions for completing a Modular Budget Component can be found in [Section 5.4](#). Instructions for completing the R&R Budget Component are provided below.

4.7 R&R Budget Component

The R&R Budget component includes three separate data entry screens: (1) Sections A and B; (2) Sections C through E; and (3) Sections F through K. To navigate between the various screens, use the "Previous" and "Next" buttons at the top of the form. Complete the R&R Budget component following the instructions provided. You must complete a separate detailed budget for each year of support requested. The form will generate a cumulative budget for the total project period. You must complete all

the required information (i.e., those fields that are highlighted and noted with an “*”) before the “Next Period” button is activated. If no funds are requested for a required field, enter “0.”

If funds are being requested for more than one budget period, click the “Next Period” button at the top of the third budget screen (Sections F through K) to navigate to screens for the next budget period.

4.7.1 Section A and B

RESEARCH & RELATED BUDGET - SECTION A & B, BUDGET PERIOD 1

* ORGANIZATIONAL DUNS:

* Budget Type: Project Subaward/Consortium

Enter name of Organization:

* Start Date: * End Date: Budget Period: 1

(If the Reset Entries button is pressed, please navigate to previous year to enable the submission of the form.)

A. Senior/Key Person

	Prefix	* First Name	Middle Name	* Last Name	Suffix	* Project Role	Base Salary (\$)	Cal. Months	Acad. Months	Sum. Months	* Requested Salary (\$)	* Fringe Benefits (\$)	* Funds Requested (\$)
1.						PO/PI							
2.													
3.													
4.													
5.													
6.													
7.													
8.													
9.	Total Funds requested for all Senior Key Persons in the attached file												
													Total Senior/Key Person

Additional Senior Key Persons:

B. Other Personnel

* Number of Personnel	* Project Role	Cal. Months	Acad. Months	Sum. Months	* Requested Salary (\$)	* Fringe Benefits (\$)	* Funds Requested (\$)
<input type="checkbox"/>	Post Doctoral Associates						
<input type="checkbox"/>	Graduate Students						
<input type="checkbox"/>	Undergraduate Students						
<input type="checkbox"/>	Secretarial/Clerical						
<input type="checkbox"/>							
<input type="checkbox"/>							
<input type="checkbox"/>							
<input type="checkbox"/>							
<input type="checkbox"/>							
<input type="checkbox"/>							
Total Number Other Personnel							
							Total Other Personnel
							Total Salary, Wages and Fringe Benefits (A+B)

OMB Number: 4940-0001
Expiration Date: 04/30/2008

RESEARCH & RELATED Budget (A-B) (Funds Requested)

Organizational DUNS

Enter the DUNS or DUNS+4 number of your organization. For project applicants, this field is pre-populated from the R&R SF424 Cover Page. For subaward applicants, this field is required.

Budget Type

Check the appropriate block. Check Project if the budget requested is for the primary applicant organization. Check Subaward/Consortium if the budget requested is for subawardee/consortium organization(s). Note: Separate budgets are required only for subawardee/consortium organizations that perform a substantive portion of the project. If creating a Subaward Budget, use the R&R Subaward Budget Attachment and attach as a separate file on the R&R Budget Attachment(s) form.

Enter name of Organization

Enter the name of your organization.

Start Date

Enter the requested/proposed start date of each budget period. Use the following format: MM/DD/YYYY.



End Date




Enter the requested/proposed end date of each budget period. Use the following format: MM/DD/YYYY.

Budget Period


Identify the specific budget period (for example, 1, 2, 3, 4, 5). To provide a cumulative budget for the total project period, insert the word “cumulative” in this block and complete a budget for the entire project period. If submitting through Grants.gov, the system will automatically generate a cumulative budget for the total project period.




A. Senior/Key Person

Field Name	Instructions
Prefix	Select from the list the prefix (for example, Mr., Mrs., Rev.) of the Senior/Key Person.
First Name	Enter the first (given) name of each Senior/Key Person. This field is required.
Middle Name	Enter the middle name of each Senior/Key Person, if applicable.
Last Name	Enter the last (family) name of each Senior/Key Person. This field is required.
Suffix	Select from the list the suffix (for example, Jr., Sr., PhD) of each Senior/Key Person.
Project Role	Enter the project role of the Senior/Key person. This field could also include such roles as Co-PD/PI, Postdoctoral Associates, and Other Professionals.
Base Salary (\$)	<p>Enter the annual compensation paid by the employer for each Senior/Key person. This includes all activities such as research, teaching, patient care, or other. You may choose to leave this column blank.</p>  <p>An applicant organization may choose to leave this blank; however, PHS staff will request this information prior to award.</p>
Cal. Months	<p>Enter the number of months devoted to the project for each Senior/Key person (for example, calendar, academic, summer).</p>  <p>If effort does not change throughout the year, use the calendar months column. If effort varies between academic and summer months, leave the calendar months column blank and use only the academic and summer months columns.</p>
Acad. Months	Enter the number of months devoted to the project for each Senior/Key person (for example, calendar, academic, summer).

Field Name	Instructions
	 <p>If your institution does not use a 9-month academic year, indicate your institution's definition of academic year in the budget justification.</p>
Sum. Months	<p>Enter the number of months devoted to the project for each Senior/Key person (for example, calendar, academic, summer).</p>  <p>If your institution does not use a 3-month summer period, indicate your institution's definition of summer in the budget justification.</p>
Requested Salary (\$)	Regardless of the number of months being devoted to the project, indicate only the amount of salary being requested for this budget period for each Senior/Key person.
Fringe Benefits (\$)	Enter applicable fringe benefits, if any, for each Senior/Key person.
Funds Requested (\$)	Enter the requested salary and fringe benefits for each Senior/Key person.
Total Funds requested for all Senior Key Persons in the attached file	Enter the total funds requested for all Senior/Key persons listed in the attached file.
Total Senior/Key Person	The total funds requested for all Senior/Key persons.
Additional Senior Key Persons	<p>If funds are requested for more than eight Senior/Key persons, include all pertinent budget information and attach as a file here. Enter the total funds requested for all additional senior/key persons in line 9 of Section A.</p>  <p>Use the same format as the budget component and include all required information.</p>

B. Other Personnel

Field Name	Instructions
Number of Personnel	<p>For each project role category identify the number of personnel proposed. Note, for Secretarial/Clerical Personnel, in most circumstances the salaries of administrative or clerical staff at educational institutions and nonprofit organizations are included as part of indirect costs. Examples, however, of where direct charging of administrative or clerical staff salaries may be appropriate may be found at: http://www.whitehouse.gov/omb/circulars/a021/a21_2004.html. The circumstances for requiring direct charging of these services must be clearly described in the budget justification.</p>  <p>For all Postdoctoral Associates and Graduate Students not already named in Section A. Senior/Key Person, individually list names,</p>

Field Name	Instructions
	roles (e.g., PostDoc or Graduate Student), associated months, and salary & fringe benefits requested in the Budget Justification.
Project Role	<p>If Project Role is other than Post Doctoral Associates, Graduate Students, Undergraduate Students, or Secretarial/Clerical, enter the appropriate project role (for example, Engineer, IT Professional, etc.) in the blanks.</p>  Do not include consultants in this section. Consultants are included below in Section F. Other Direct Costs.
Cal. Months	Enter the number of months devoted to the project in the applicable box for each project role category (for example, calendar, academic, summer).
Acad. Months	<p>Enter the number of months devoted to the project in the applicable box for each project role category (for example, calendar, academic, summer).</p>  If your institution does not use a 9-month academic year, indicate your institution's definition of academic year in the budget justification.
Sum. Months	<p>Enter the number of months devoted to the project in the applicable box for each project role category (for example, calendar, academic, summer).</p>  If your institution does not use a 3-month summer period, indicate your institution's definition of summer in the budget justification.
Requested Salary (\$)	Regardless of the number of months being devoted to the project, indicate only the amount of salary/wages being requested for each project role.
Fringe Benefits (\$)	Enter applicable fringe benefits, if any, for this project role category.
Funds Requested	Enter requested salary/wages & fringe benefits for each project role.
Total Number of Other Personnel	The total number of other personnel.
Total Other Personnel	The total funds requested for all other Personnel.
Total Salary, Wages and Fringe Benefits (A+B)	Total Funds requested for all Senior Key Persons and all Other Personnel.

To navigate to the next page (Sections C through E), click the “Next” button at the top of the form.

4.7.2 Sections C through E

RESEARCH & RELATED BUDGET - SECTION C, D, & E, BUDGET PERIOD 1

* ORGANIZATIONAL DUNS:

* Budget Type: Project Subaward/Consortium

Enter name of Organization:

* Start Date: * End Date: Budget Period: 1

(If the Reset Entries button is pressed, please navigate to previous year to enable the submission of the

C. Equipment Description

List items and dollar amount for each item exceeding \$5,000

	Equipment Item	* Funds Requested (\$)
1.	<input type="text"/>	<input type="text"/>
2.	<input type="text"/>	<input type="text"/>
3.	<input type="text"/>	<input type="text"/>
4.	<input type="text"/>	<input type="text"/>
5.	<input type="text"/>	<input type="text"/>
6.	<input type="text"/>	<input type="text"/>
7.	<input type="text"/>	<input type="text"/>
8.	<input type="text"/>	<input type="text"/>
9.	<input type="text"/>	<input type="text"/>
10.	<input type="text"/>	<input type="text"/>
11.	Total funds requested for all equipment listed in the attached file	<input type="text"/>
	Total Equipment	<input type="text"/>

Additional Equipment:

D. Travel

	Funds Requested (\$)
1. Domestic Travel Costs (Incl. Canada, Mexico and U.S. Possessions)	<input type="text"/>
2. Foreign Travel Costs	<input type="text"/>
Total Travel Cost	<input type="text"/>

E. Participant/Trainee Support Costs

	Funds Requested (\$)
1. Tuition/Fees/Health Insurance	<input type="text"/>
2. Stipends	<input type="text"/>
3. Travel	<input type="text"/>
4. Subsistence	<input type="text"/>
5. Other <input type="text"/>	<input type="text"/>
<input type="text"/> Number of Participants/Trainees Total Participant/Trainee Support Costs	<input type="text"/>

OMB Number: 4040-0001
Expiration Date: 04/30/2008

RESEARCH & RELATED Budget {C-E} (Funds Requested)

The information for Organizational DUNS, Budget Type, Name of Organization, and Start and End Dates is automatically filled in based on the information entered on the first budget screen. To edit this information, return to the initial budget screen (Sections A and B) by clicking the “Previous” button.

C. Equipment Description

Field Name	Instructions
Equipment item	Equipment is defined as an item of property that has an acquisition cost of \$5,000 or more (unless the organization has established lower levels) and an expected service life of more than one year. List each item of equipment separately and justify each in the budget justification section. Ordinarily, allowable items will be limited to research equipment and apparatus not already available for the conduct of the work. General-purpose equipment, such as a personal computer, is not eligible for support unless primarily or exclusively used in the actual conduct of scientific research.
Funds Requested	Enter the estimated cost of each item of equipment including shipping and any maintenance costs and agreements. Dollar amount for item should exceed \$5000.
Total funds requested for all equipment listed in the attached file	Enter the total funds requested for all equipment listed in the attached file.
Total Equipment	Total Funds requested for all equipment.
Additional Equipment	If the space provided cannot accommodate all the equipment proposed, attach a file by clicking Add Attachment. List each additional item and the funds requested. For all additional items in the attached file, list the total funds requested on line 11 of this section.

D. Travel

Field Name	Instructions
Domestic Travel Costs (Incl. Canada, Mexico, and US Possessions)	Enter the total funds requested for domestic travel. Domestic travel includes Canada, Mexican, and US possessions. In the budget justification section, include the purpose, destination, dates of travel (if known), and number of individuals for each trip. If the dates of travel are not known, specify estimated length of trip (for example, 3 days).
Foreign Travel Costs	Enter the total funds requested for foreign travel. Foreign travel includes any travel outside of North America and/or US possessions. In the budget justification section, include the purpose, destination, dates of travel (if known) and number of individuals for each trip. If the dates of travel are not known, specify estimated length of trip (for example, 3 days).
Total Travel Cost	The total funds requested for all travel.

E. Participant/Trainee Support Costs



Unless specifically stated otherwise in an announcement, NIH and other PHS agencies applicants should leave blank Section E. Note: Tuition remission for graduate students should continue to be included in Section F. Other Direct Costs when applicable.

Field Name	Instructions
Tuition/Fees/Health Insurance	Enter the total amount of funds requested for Participant/Trainee tuition, fees, and/or health insurance.
Stipends	Enter the total funds requested for Participant/Trainee stipends.
Travel	Enter the total funds requested for Participant/Trainee travel.
Subsistence	Enter the total funds requested for Participant/Trainee subsistence.
Other	Describe any other participant trainee funds requested. Enter the total funds requested for any other Participant/Trainee costs described.
Number of Participants/Trainees	Enter the total number of proposed Participants/Trainees.
Total Participant/Trainee Support Costs	The total funds requested for all trainee costs.

ARCHIVED

4.7.3 Sections F through K

RESEARCH & RELATED BUDGET - SECTION F-K, BUDGET PERIOD 1 Next Period

* ORGANIZATIONAL DUNS:

* Budget Type: Project Subaward/Consortium

Enter name of Organization:

* Start Date: * End Date: Budget Period: 1

(If the Reset Entries button is pressed, please navigate to previous year to enable the submission of the

F. Other Direct Costs	Funds Requested (\$)
1. Materials and Supplies	<input style="width: 100%;" type="text"/>
2. Publication Costs	<input style="width: 100%;" type="text"/>
3. Consultant Services	<input style="width: 100%;" type="text"/>
4. ADP/Computer Services	<input style="width: 100%;" type="text"/>
5. Subawards/Consortium/Contractual Costs	<input style="width: 100%;" type="text"/>
6. Equipment or Facility Rental/User Fees	<input style="width: 100%;" type="text"/>
7. Alterations and Renovations	<input style="width: 100%;" type="text"/>
8. <input style="width: 100%;" type="text"/>	<input style="width: 100%;" type="text"/>
9. <input style="width: 100%;" type="text"/>	<input style="width: 100%;" type="text"/>
10. <input style="width: 100%;" type="text"/>	<input style="width: 100%;" type="text"/>
Total Other Direct Costs	<input style="width: 100%;" type="text"/>

G. Direct Costs	Funds Requested (\$)
Total Direct Costs (A thru F)	<input style="width: 100%;" type="text"/>

H. Indirect Costs	Indirect Cost Rate (%)	Indirect Cost Base (\$)	* Funds Requested (\$)
Indirect Cost Type			
1. <input style="width: 100%;" type="text"/>	<input style="width: 50%;" type="text"/>	<input style="width: 50%;" type="text"/>	<input style="width: 100%;" type="text"/>
2. <input style="width: 100%;" type="text"/>	<input style="width: 50%;" type="text"/>	<input style="width: 50%;" type="text"/>	<input style="width: 100%;" type="text"/>
3. <input style="width: 100%;" type="text"/>	<input style="width: 50%;" type="text"/>	<input style="width: 50%;" type="text"/>	<input style="width: 100%;" type="text"/>
4. <input style="width: 100%;" type="text"/>	<input style="width: 50%;" type="text"/>	<input style="width: 50%;" type="text"/>	<input style="width: 100%;" type="text"/>
Total Indirect Costs			0.00

Cognizant Federal Agency
(Agency Name, POC Name, and POC Phone Number)

I. Total Direct and Indirect Costs	Funds Requested (\$)
Total Direct and Indirect Institutional Costs (G + H)	<input style="width: 100%;" type="text" value="0.00"/>

J. Fee	Funds Requested (\$)
	<input style="width: 100%;" type="text"/>

K. * Budget Justification


(Only attach one file.)

RESEARCH & RELATED Budget (F-K) (Funds Requested)

OMB Number: 4040-0001
Expiration Date: 04/30/2008

The information for Organizational DUNS, Budget Type, Name of Organization, and Start and End Dates is automatically filled in based on the information entered on the first budget screen. To edit this information, return to the initial budget screen (Sections A and B) by clicking the “Previous” button.

F. Other Direct Costs

Field Name	Instructions
1. Materials and Supplies	Enter the total funds requested for materials and supplies. In the budget justification, indicate general categories such as glassware, chemicals, animal costs, including an amount for each category. Categories less than \$1,000 do not have to be itemized.
2. Publication Costs	Enter the total publication funds requested. The proposal budget may request funds for the costs of documenting, preparing, publishing, or otherwise making available to others the findings and products of the work conducted under the award. In the budget justification include supporting information.
3. Consultant Services	Enter the total costs for all consultant services. In the budget justification, identify each consultant, the services he or she will perform, total number of days, travel costs, and the total estimated costs.
4. ADP/Computer Services	Enter total funds requested for ADP/computer services. The cost of computer services, including computer-based retrieval of scientific, technical and education information may be requested. In the budget justification, include the established computer service rates at the proposing organization if applicable.
5. Subawards/Consortium/ Contractual Costs	Enter the total funds requested for 1) all subaward/consortium organization(s) proposed for the project and 2) any other contractual costs proposed for the project.
6. Equipment or Facility Rental/User Fees	Enter the total funds requested for equipment or facility rental/use fees. In the budget justification, identify each rental user fee and justify.
7. Alterations and Renovations	Enter the total funds requested for alterations and renovations. In the budget justification, itemize by category and justify the costs of alterations and renovations including repairs, painting, removal or installation of partitions, shielding, or air conditioning. Where applicable, provide the square footage and costs.
8-10 Other	<p>Add text to describe any “other” direct costs not requested above. Use the budget justification to further itemize and justify.</p>  <p>Use lines 8-10 for such costs as patient care and tuition remission. If requesting patient care costs, request inpatient and outpatient costs separately using lines 8 and 9.</p> <p>If line space is an issue, combine all remaining “other direct costs” together on the last line and include details in the budget justification (description and funds requested).</p>

Field Name	Instructions
Total Other Direct Costs	The total funds requested for all other direct costs.

G. Total Direct Costs (A through F)

The total funds requested for all direct costs.

H. Indirect Costs

Field Name	Instructions
Indirect Cost Type	Indicate the type of cost (for example, Salary & Wages, Modified Total Direct Costs, or Other [explain]). Also indicate if Off-site. If more than one rate/base is involved, use separate lines for each. If you do not have a current indirect rate(s) approved by a Federal agency, indicate, “None—will negotiate” and include information for a proposed rate. Use the budget justification if additional space is needed.
Indirect Cost Rate (%)	Indicate the most recent indirect cost rate(s) (also known as Facilities & Administrative Costs [F&A]) established with the cognizant Federal office, or in the case of for-profit organizations, the rate(s) established with the appropriate agency. If you have a cognizant/ oversight agency and are selected for an award, you must submit your indirect rate proposal to that office for approval. If you do not have a cognizant/oversight agency, contact the awarding agency.
Indirect Cost Base (\$)	Enter the amount of the base for each indirect cost type.
Funds Requested	Enter the funds requested for each indirect cost type.
Total Indirect Costs	The total funds requested for indirect costs.
Cognizant Federal Agency	Enter the name of the cognizant Federal Agency, name and telephone number of the individual responsible for negotiating your rate. If no cognizant agency is known, enter “None.”

I. Total Direct and Indirect Institutional Costs (G + H)

The total funds requested for direct and indirect costs.

J. Fee

Generally, a fee is not allowed on a grant or cooperative agreement. Do not include a fee in your budget, unless the program announcement specifically allows the inclusion of a “fee” (for example, SBIR/STTR). If a fee is allowable, enter the requested fee.

K. Budget Justification

Use the budget justification to provide the additional information requested in each budget category identified above and any other information you wish to submit to support your budget request. Note this is a single justification for all budget years so include all justification information for all years in the same file. Click Add Attachment to attach the file.



Use this section to also list the names, role (e.g., PostDoc or Graduate Student), associated months, salary and fringe benefits for all Postdoctoral Associates and Graduate Students included in Budget Section B. Other Personnel.

If funds are being requested for more than one budget period, click the “Next Period” button at the top of the 3rd budget screen (Sections F through K) to navigate to screens for the next budget period. You must complete all the required information (i.e., those fields that are highlighted and noted with an “*”) before the “Next Period” button is activated. If no funds are requested for a required field, enter “0.”

ARCHIVED

4.7.4 Cumulative Budget

All values on this form are calculated automatically. They present the summations of the amounts that you have entered previously, under Sections A through K, for each of the individual budget periods. Therefore, no data entry is allowed or required, in order to complete this “Cumulative Budget” section.

If any of the amounts displayed on this form appears to be incorrect, you may correct it by adjusting one or more of the values that contribute to that total. To make any such adjustments, you will need to revisit the appropriate budget period form(s), to enter corrected values.

RESEARCH & RELATED BUDGET - Cumulative Budget		Totals (\$)
Section A, Senior/Key Person		<input type="text"/>
Section B, Other Personnel		<input type="text"/>
Total Number Other Personnel	<input type="text"/>	
Total Salary, Wages and Fringe Benefits (A+B)		<input type="text"/>
Section C, Equipment		<input type="text"/>
Section D, Travel		<input type="text"/>
1. Domestic	<input type="text"/>	
2. Foreign	<input type="text"/>	
Section E, Participant/Trainee Support Costs		<input type="text"/>
1. Tuition/Fees/Health Insurance	<input type="text"/>	
2. Stipends	<input type="text"/>	
3. Travel	<input type="text"/>	
4. Subsistence	<input type="text"/>	
5. Other	<input type="text"/>	
6. Number of Participants/Trainees	<input type="text"/>	
Section F, Other Direct Costs		<input type="text"/>
1. Materials and Supplies	<input type="text"/>	
2. Publication Costs	<input type="text"/>	
3. Consultant Services	<input type="text"/>	
4. ADP/Computer Services	<input type="text"/>	
5. Subawards/Consortium/Contractual Costs	<input type="text"/>	
6. Equipment or Facility Rental/User Fees	<input type="text"/>	
7. Alterations and Renovations	<input type="text"/>	
8. Other 1	<input type="text"/>	
9. Other 2	<input type="text"/>	
10. Other 3	<input type="text"/>	
Section G, Direct Costs (A thru F)		<input type="text"/>
Section H, Indirect Costs		<input type="text"/>
Section I, Total Direct and Indirect Costs (G + H)		<input type="text"/>
Section J, Fee		<input type="text"/>

OMB Number: 4040-0001
 Expiration Date: 04/30/2008

Once all data have been entered, click the “Close Form” button at the top of the form. You will be returned to the Grant Application Package screen. From this main screen, click on the form/document that you have just completed, and then click the => button. This will move the form/document to the Completed Documents box. To remove a form/document from the Completed Documents box, click the form/document name to select it, and then click the <= button. This will return the form/document to the Mandatory Documents or Optional Documents box.

4.8 Special Instructions for Preparing Applications with a Subaward/Consortium

R&R SUBAWARD BUDGET ATTACHMENT(S) FORM

Instructions: On this form, you will attach the R&R Subaward Budget files for your grant application. Complete the subawardee budget(s) in accordance with the R&R budget instructions. Please remember that any files you attach must be a Pure Edge document.

Important: Please attach your subawardee budget file(s) with the file name of the subawardee organization. Each file name must be unique.

1) Please attach Attachment 1	<input type="text"/>	<input type="button" value="Add Attachment"/>	<input type="button" value="Delete Attachment"/>	<input type="button" value="View Attachment"/>
2) Please attach Attachment 2	<input type="text"/>	<input type="button" value="Add Attachment"/>	<input type="button" value="Delete Attachment"/>	<input type="button" value="View Attachment"/>
3) Please attach Attachment 3	<input type="text"/>	<input type="button" value="Add Attachment"/>	<input type="button" value="Delete Attachment"/>	<input type="button" value="View Attachment"/>
4) Please attach Attachment 4	<input type="text"/>	<input type="button" value="Add Attachment"/>	<input type="button" value="Delete Attachment"/>	<input type="button" value="View Attachment"/>
5) Please attach Attachment 5	<input type="text"/>	<input type="button" value="Add Attachment"/>	<input type="button" value="Delete Attachment"/>	<input type="button" value="View Attachment"/>
6) Please attach Attachment 6	<input type="text"/>	<input type="button" value="Add Attachment"/>	<input type="button" value="Delete Attachment"/>	<input type="button" value="View Attachment"/>
7) Please attach Attachment 7	<input type="text"/>	<input type="button" value="Add Attachment"/>	<input type="button" value="Delete Attachment"/>	<input type="button" value="View Attachment"/>
8) Please attach Attachment 8	<input type="text"/>	<input type="button" value="Add Attachment"/>	<input type="button" value="Delete Attachment"/>	<input type="button" value="View Attachment"/>
9) Please attach Attachment 9	<input type="text"/>	<input type="button" value="Add Attachment"/>	<input type="button" value="Delete Attachment"/>	<input type="button" value="View Attachment"/>
10) Please attach Attachment 10	<input type="text"/>	<input type="button" value="Add Attachment"/>	<input type="button" value="Delete Attachment"/>	<input type="button" value="View Attachment"/>

OMB Number: 4040-0001
 Expiration Date: 04/30/2008

A complete subaward/consortium budget component should be completed by each consortium grantee organization. Separate budgets are required only for subawardee/consortium organizations that perform a substantive portion of the project.

To start the process, the applicant organization should:

- Select the Subaward Budget Attachment Form from the Optional Documents in the Grant Application Package.

- Open the form, and click the “Click here to extract the R&R Subaward Budget Attachment” button in the middle of the form.
- Save the file using the first 10 letters of the consortium organization’s name as the file name and leave “.xfd” as the file extension. (The extracted file is a PureEdge document.)
- Email the form to the consortium grantee. Note: consortium grantees must have installed the PureEdge Viewer before they can complete the form. The consortium grantee should complete all the budget information as instructed in the R&R Budget component instructions in [Section 4.7](#). Note: Organizational DUNS and Name of Organization fields must reflect that of the subaward/consortium grantee.
- The consortium grantee must complete the budget component and email it back to the applicant organization.
- Return to the Subaward Budget Attachment Form and attach the consortium grantee’s budget to one of the blocks provided on the form. *Do not convert this attachment to PDF.*

Only text attachments must be converted to PDFs. Attachments generated from PureEdge forms, such as the R&R SubAward Budget Attachment Form, should *not* be converted to PDFs.

Once all data have been entered, click the “Close Form” button at the top of the form. You will be returned to the Grant Application Package screen. From this main screen, click on the form/document that you have just completed, and then click the => button. This will move the form/document to the Completed Documents box. To remove a form/document from the Completed Documents box, click the form/document name to select it, and then click the <= button. This will return the form/document to the Mandatory Documents or Optional Documents box.

5. Completing PHS398 Components

5.1 Overview

In conjunction with the SF424 (R&R) components, NIH and other PHS agencies grants applicants should also complete and submit additional components titled “PHS398.” Note the PHS398 components include additional data required by the agency for a complete application. While these are not identical to the PHS398 application form pages, the PHS398 reference is used to distinguish these additional data requirements from the data collected in the SF424 (R&R) components. A complete application to NIH and other PHS agencies will include SF424 (R&R) and PHS398 components. The PHS398 components include:

- PHS398 Cover Letter Component (optional, however applicants are strongly encouraged to include this component)
- PHS398 Cover Page Supplement (this supplements the data requirements in the R&R Cover component)
- PHS398 Modular Budget Component (use only when a modular budget is submitted instead of a detailed budget)
- PHS398 Research Plan Component
- PHS398 Checklist Component

Complete each component using the instructions provided below.

5.2 Cover Letter Component

PHS 398 Cover Letter

OMB Number: 0925-0001
Expiration Date: 9/30/2007

*Mandatory Cover Letter Filename:

Cover Letter File Name

Applicants are encouraged to include a cover letter with the application. The cover letter is only for internal agency use and will not be shared with peer reviewers. The letter should contain any of the following information that applies to the application:

1. Application title.
2. PA or RFA title, if you are responding to an NIH initiative.
3. Request of an assignment (referral) to a particular [awarding component\(s\)](#) or [Scientific Review Group \(SRG\)](#). The PHS makes the final determination.
4. List of people (e.g., competitors) who should not review your application and why.
5. Disciplines involved, if multidisciplinary.
6. Statement that you have attached any required agency approval documentation for the type of application submitted. This may include approval for applications \$500,000 or more, approval for Conference Grant or Cooperative Agreement (R13 or U13), etc.

Two types of approval documentation are cited as examples in item 6 above: NIH IC approval for an application \$500,000 or more and NIH institute approval for a Conference Grant or Cooperative Agreement application (R13 or U13). To attach the approval documents to this submission, please append those referenced documents to your Cover Letter File, and upload as one attachment.

Save this information in a single file in a location you remember and convert the file to PDF. Click Add Cover Letter File, browse to where you saved the file, select the file, and then click Open. The name of the file attached will automatically appear in the “Mandatory Cover Letter Filename” field.

Once all data have been entered, click the “Close Form” button at the top of the form. You will be returned to the Grant Application Package screen. From this main screen, click on the form/document that you have just completed, and then click the => button. This will move the form/document to the Completed Documents box. To remove a form/document from the Completed Documents box, click the

form/document name to select it, and then click the <= button. This will return the form/document to the Mandatory Documents or Optional Documents box.

5.3 Cover Page Supplement Component

PHS 398 Cover Page Supplement

OMB Number: 0925-0001
Expiration Date: 9/30/2007

1. Project Director / Principal Investigator (PD/PI)	
Prefix: <input style="width: 100px;" type="text"/>	* First Name: <input style="width: 300px;" type="text"/>
Middle Name: <input style="width: 250px;" type="text"/>	
* Last Name: <input style="width: 300px;" type="text"/>	
Suffix: <input style="width: 100px;" type="text"/>	
* New Investigator? <input type="checkbox"/> No <input type="checkbox"/> Yes	
Degrees: <input style="width: 150px;" type="text"/> <input style="width: 150px;" type="text"/> <input style="width: 150px;" type="text"/>	
2. Human Subjects	
Clinical Trial? <input type="checkbox"/> No <input type="checkbox"/> Yes	
* Agency-Defined Phase III Clinical Trial? <input type="checkbox"/> No <input type="checkbox"/> Yes	
3. Applicant Organization Contact	
Person to be contacted on matters involving this application	
Prefix: <input style="width: 100px;" type="text"/>	* First Name: <input style="width: 300px;" type="text"/>
Middle Name: <input style="width: 250px;" type="text"/>	
* Last Name: <input style="width: 300px;" type="text"/>	
Suffix: <input style="width: 100px;" type="text"/>	
* Phone Number: <input style="width: 150px;" type="text"/> Fax Number: <input style="width: 150px;" type="text"/>	
Email: <input style="width: 300px;" type="text"/>	
* Title: <input style="width: 350px;" type="text"/>	
* Street 1: <input style="width: 450px;" type="text"/>	
Street 2: <input style="width: 450px;" type="text"/>	
* City: <input style="width: 150px;" type="text"/>	
County: <input style="width: 150px;" type="text"/>	
* State: <input style="width: 100px;" type="text"/>	
* Zip Code: <input style="width: 100px;" type="text"/> * Country: <input style="width: 50px;" type="text" value="USA"/>	

1. Project Director/Principal Investigator (PD/PI)

Field Name	Instructions
Prefix	Pre-populated from the SF 424 (R&R). The prefix (for example, Mr., Mrs., Rev.) for the name of the PD/PI.
First Name	Pre-populated from the SF 424 (R&R). The first (given) name of the PD/PI. This field is required.
Middle Name	Pre-populated from the SF 424 (R&R). The middle name of the PD/PI.
Last Name	Pre-populated from the SF 424 (R&R). The last (family) name of the PD/PI. This field is required.
Suffix	Pre-populated from the SF 424 (R&R). The suffix (for example, Jr., Sr., PhD) for the name of the PD/PI.
New Investigator	Check the Yes box only if the PD/PI has not previously served as such on any PHS-supported research project other than a small grant (R03), an Academic Research Enhancement Award (R15), an exploratory/developmental grant (R21), or mentored career development awards for persons at the beginning of their research career (K01, K08, K22, K23, and K25). If the PD/PI is not a new investigator, check the No box. Current or past recipients of Independent Scientist and other non-mentored career awards (K02, K05, K24, and K26) are not considered new investigators.
Degrees	Indicate up to three academic and professional degrees or other credentials, such as licenses (for example, R.N.). These degrees should be a subset of the degrees that are listed on the PD/PI's Commons account. If the PD/PI's Commons account does not include the degrees listed here, please update the Commons account information accordingly.

2. Human Subjects

Field Name	Instructions
Clinical Trial	Check the Yes or No box to indicate whether the project is a clinical trial. The NIH defines a clinical trial as a prospective biomedical or behavioral research study of human subjects that is designed to answer specific questions about biomedical or behavioral interventions (drugs, treatments, devices, or new ways of using known drugs, treatments, or devices).
Agency-Defined Phase III Clinical Trial	Check the Yes or No box to indicate whether the project is an NIH-defined Phase III clinical trial. An NIH-defined Phase III clinical trial is a broadly based prospective Phase III clinical investigation, usually involving several hundred or more human subjects, for the purpose of either evaluating an experimental intervention in comparison with a standard or control intervention or of comparing two or more existing treatments. Often the aim of such investigation is to provide evidence

Field Name	Instructions
	leading to a scientific basis for consideration of a change in health policy or standard of care. The definition includes pharmacologic, non-pharmacologic, and behavioral interventions given for disease prevention, prophylaxis, diagnosis, or therapy. Community trials and other population-based intervention trials are also included.

3. Applicant Organization Contact

Person to be contacted on matters involving this application

Field Name	Instructions
Prefix	Pre-populated from the SF 424 (R&R). The prefix (for example, Mr., Mrs., Rev.) of the contact person for matters related to this application.
First Name	Pre-populated from the SF 424 (R&R). The first (given) name of the contact person. This field is required.
Middle Name	Pre-populated from the SF 424 (R&R). The middle name of the contact person.
Last Name	Pre-populated from the SF 424 (R&R). The last (family) name of the contact person. This field is required.
Suffix	Pre-populated from the SF 424 (R&R). The suffix (for example, Jr., Sr., PhD) of the contact person.
Phone Number	Pre-populated from the SF 424 (R&R). The daytime phone number for the contact person.
Fax Number	Pre-populated from the SF 424 (R&R). The fax number for the contact person.
Email	Pre-populated from the SF 424 (R&R). The email address for the contact person.
Title	Enter the title of the contact person. This field is required.
Street1	Enter first line of the street address where the contact person is located. This field is required.
Street2	Enter second line of the street address for the person to contact on matters related to this application, if applicable.
City	Enter the city where the contact person is located. This field is required.
County	Enter the county where the contact person is located.
State	Enter the state where the contact person is located.

Field Name	Instructions
stem cells?	stem cells, check the Yes box, and then complete the section below.
Cell Line(s)	List in this section the registration number of the specific cell line(s) from the NIH Human Embryonic Stem Cell Registry.
Specific stem cell line cannot be referenced at this time. One from the registry will be used.	If a specific line cannot be referenced at the time of application submission, check this box.

Once all data have been entered, click the “Close Form” button at the top of the form. You will be returned to the Grant Application Package screen. From this main screen, click on the form/document that you have just completed, and then click the => button. This will move the form/document to the Completed Documents box. To remove a form/document from the Completed Documents box, click the form/document name to select it, and then click the <= button. This will return the form/document to the Mandatory Documents or Optional Documents box.

5.4 Modular Budget Component

Selecting the Appropriate Budget Component

The application forms package associated with most NIH funding opportunities includes two optional budget components—(1) R&R Budget Component; and, (2) PHS398 Modular Budget Component. NIH applications will include either the R&R Budget Component or the PHS398 Modular Budget Component, but not both. (**Note AHRQ does not accept modular budgets.**)

To determine which budget component to use for NIH applications, consult the modular budget guidelines below. Additional guidance may also be provided in the specific funding opportunity announcement.

Modular Budget Guidelines

Modular budgets are applicable to certain research grant applications requesting \$250,000 or less per year for direct costs. Note, consortium/contractual F&A costs are not factored into the direct cost limit. They may be requested in addition to the \$250,000 limit. Modular budgets are simplified; therefore, detailed categorical information is not to be submitted with the application. The modular budget is applicable only to R01, R03, R15, R21, and R34 applications.

For all modular budgets, request total direct costs (in **modules of \$25,000**), reflecting appropriate support for the project. There will be no future year escalations. A typical modular grant application will request the same number of modules in each year. Provide an additional narrative budget justification for any variation in the number of modules requested.

NIH may request (prior to award) additional budget justification in exceptional circumstances. For further information, see <http://grants.nih.gov/grants/funding/modular/modular.htm> and http://grants.nih.gov/grants/funding/modular/modular_review.htm.

Using the Modular Budget Component

The Modular Budget Component provides budget fields for up to 5 years of support (e.g., budget periods 1 - 5). If requesting less than 5 years of support, complete only those years requested and leave the others blank.

ARCHIVED

5.4.1 Periods 1 through 4

PHS 398 Modular Budget, Periods 1 and 2

OMB Number: 0925-0001
Expiration Date: 9/30/2007

Budget Period: 1 <input type="button" value="Reset Entries"/> Start Date: <input style="width: 100px;" type="text"/> End Date: <input style="width: 100px;" type="text"/>				
A. Direct Costs		* Funds Requested (\$)		
* Direct Cost less Consortium F&A		<input style="width: 100px;" type="text"/>		
Consortium F&A		<input style="width: 100px;" type="text"/>		
* Total Direct Costs		<input style="width: 100px;" type="text"/>		
B. Indirect Costs				
	Indirect Cost Type	Indirect Cost Rate (%)	Indirect Cost Base (\$)	* Funds Requested (\$)
1.	<input style="width: 95%;" type="text"/>	<input style="width: 50px;" type="text"/>	<input style="width: 100px;" type="text"/>	<input style="width: 50px;" type="text"/>
2.	<input style="width: 95%;" type="text"/>	<input style="width: 50px;" type="text"/>	<input style="width: 100px;" type="text"/>	<input style="width: 50px;" type="text"/>
3.	<input style="width: 95%;" type="text"/>	<input style="width: 50px;" type="text"/>	<input style="width: 100px;" type="text"/>	<input style="width: 50px;" type="text"/>
4.	<input style="width: 95%;" type="text"/>	<input style="width: 50px;" type="text"/>	<input style="width: 100px;" type="text"/>	<input style="width: 50px;" type="text"/>
Cognizant Agency (Agency Name, POC Name and Phone Number)		<input style="width: 95%;" type="text"/>		
Indirect Cost Rate Agreement Date		<input style="width: 100px;" type="text"/>		
		Total Indirect Costs <input style="width: 100px;" type="text"/>		
C. Total Direct and Indirect Costs (A + B)		Funds Requested (\$) <input style="width: 100px;" type="text"/>		
Budget Period: 2 <input type="button" value="Reset Entries"/> Start Date: <input style="width: 100px;" type="text"/> End Date: <input style="width: 100px;" type="text"/>				
A. Direct Costs		* Funds Requested (\$)		
* Direct Cost less Consortium F&A		<input style="width: 100px;" type="text"/>		
Consortium F&A		<input style="width: 100px;" type="text"/>		
* Total Direct Costs		<input style="width: 100px;" type="text"/>		
B. Indirect Costs				
	Indirect Cost Type	Indirect Cost Rate (%)	Indirect Cost Base (\$)	* Funds Requested (\$)
1.	<input style="width: 95%;" type="text"/>	<input style="width: 50px;" type="text"/>	<input style="width: 100px;" type="text"/>	<input style="width: 50px;" type="text"/>
2.	<input style="width: 95%;" type="text"/>	<input style="width: 50px;" type="text"/>	<input style="width: 100px;" type="text"/>	<input style="width: 50px;" type="text"/>
3.	<input style="width: 95%;" type="text"/>	<input style="width: 50px;" type="text"/>	<input style="width: 100px;" type="text"/>	<input style="width: 50px;" type="text"/>
4.	<input style="width: 95%;" type="text"/>	<input style="width: 50px;" type="text"/>	<input style="width: 100px;" type="text"/>	<input style="width: 50px;" type="text"/>
Cognizant Agency (Agency Name, POC Name and Phone Number)		<input style="width: 95%;" type="text"/>		
Indirect Cost Rate Agreement Date		<input style="width: 100px;" type="text"/>		
		Total Indirect Costs <input style="width: 100px;" type="text"/>		
C. Total Direct and Indirect Costs (A + B)		Funds Requested (\$) <input style="width: 100px;" type="text"/>		

NOTE: The fields are the same for budget periods 1 through 5, the following instructions can be used for each.

Budget Period

Field Name	Instructions
Start Date	Enter the requested/proposed start date of the budget period. Use the following format: MM/DD/YYYY.
End Date	Enter the requested/proposed end date of the budget period. Use the following format: MM/DD/YYYY.

A. Direct Costs

Field Name	Instructions
Direct Cost less Consortium F&A	Enter the amount of direct costs, less actual consortium F&A costs for this budget period. This figure must be in \$25,000 increments, and it may not exceed \$250,000. Actual consortium F&A costs are excluded from this figure.
Consortium F&A	If this project involves a consortium, enter the actual consortium F&A costs for this budget period. If this project does not involve a consortium, leave blank.
Total Direct Costs	The total direct costs. This field auto-calculates.

B. Indirect Costs

Field Name	Instructions
Indirect Cost Type	Indicate the type of base (for example, Salary & Wages, Modified Total Direct Costs, Other [explain]), and indicate if Off-site. If more than one rate/base is involved, use separate lines for each. If you do not have a current indirect rate(s) approved by a Federal agency, indicate, "None—will negotiate" and include information for a proposed rate. Use the budget justification if additional space is needed.
Indirect Cost Rate (%)	Indicate the most recent Indirect Cost rate(s) (also known as Facilities & Administrative Costs [F&A]) established with the cognizant Federal office, or in the case of for-profit organizations, the rate(s) established with the appropriate agency. If you have a cognizant/ oversight agency and are selected for an award, you must submit your indirect rate proposal to that office for approval. If you do not have a cognizant/oversight agency, contact the awarding agency.
Indirect Cost Base (\$)	Enter the amount of the base for each indirect cost type.
Funds Requested (\$)	Enter funds requested for each indirect cost type.

Field Name	Instructions
Cognizant Agency (Agency Name, POC Name and Phone Number)	Enter the name of the cognizant Federal Agency, name, and phone number of the individual responsible for negotiating your rate. If no cognizant agency is known, enter “None.”
Indirect Cost Rate Agreement Date	If you have a negotiated rate agreement, enter the agreement date.
Total Indirect Costs	The total funds requested for indirect costs. This field auto-calculates.

C. Total Direct and Indirect Costs (A+B) Funds Requested (\$)

The total funds requested for direct and indirect costs. This field auto-calculates.

ARCHIVED

5.4.2 Period 5 and Cumulative

PHS 398 Modular Budget, Period 5 and Cumulative

OMB Number: 0925-0001
Expiration Date: 9/30/2007

Budget Period: 5				
<input type="button" value="Reset Entries"/>	Start Date: <input style="width: 100px;" type="text"/>	End Date: <input style="width: 100px;" type="text"/>		
A. Direct Costs			* Funds Requested (\$)	
* Direct Cost less Consortium F&A			<input style="width: 100px;" type="text"/>	
Consortium F&A			<input style="width: 100px;" type="text"/>	
* Total Direct Costs			<input style="width: 100px;" type="text"/>	
B. Indirect Costs				
	Indirect Cost Type	Indirect Cost Rate (%)	Indirect Cost Base (\$)	* Funds Requested (\$)
1.	<input style="width: 400px;" type="text"/>	<input style="width: 50px;" type="text"/>	<input style="width: 100px;" type="text"/>	<input style="width: 100px;" type="text"/>
2.	<input style="width: 400px;" type="text"/>	<input style="width: 50px;" type="text"/>	<input style="width: 100px;" type="text"/>	<input style="width: 100px;" type="text"/>
3.	<input style="width: 400px;" type="text"/>	<input style="width: 50px;" type="text"/>	<input style="width: 100px;" type="text"/>	<input style="width: 100px;" type="text"/>
4.	<input style="width: 400px;" type="text"/>	<input style="width: 50px;" type="text"/>	<input style="width: 100px;" type="text"/>	<input style="width: 100px;" type="text"/>
Cognizant Agency (Agency Name, POC Name and Phone Number)		<input style="width: 350px;" type="text"/>		
Indirect Cost Rate Agreement Date	<input style="width: 80px;" type="text"/>	Total Indirect Costs	<input style="width: 100px;" type="text"/>	
C. Total Direct and Indirect Costs (A + B)			Funds Requested (\$)	<input style="width: 100px;" type="text"/>
Cumulative Budget Information				
1. Total Costs, Entire Project Period				
* Section A, Total Direct Cost less Consortium F&A for Entire Project Period	\$	<input style="width: 150px;" type="text"/>		
Section A, Total Consortium F&A for Entire Project Period	\$	<input style="width: 150px;" type="text"/>		
* Section A, Total Direct Costs for Entire Project Period	\$	<input style="width: 150px;" type="text"/>		
* Section B, Total Indirect Costs for Entire Project Period	\$	<input style="width: 150px;" type="text"/>		
* Section C, Total Direct and Indirect Costs (A+B) for Entire Project Period	\$	<input style="width: 150px;" type="text"/>		
2. Budget Justifications				
Personnel Justification	<input style="width: 150px;" type="text"/>	<input type="button" value="Add Attachment"/>	<input type="button" value="Delete Attachment"/>	<input type="button" value="View Attachment"/>
Consortium Justification	<input style="width: 150px;" type="text"/>	<input type="button" value="Add Attachment"/>	<input type="button" value="Delete Attachment"/>	<input type="button" value="View Attachment"/>
Additional Narrative Justification	<input style="width: 150px;" type="text"/>	<input type="button" value="Add Attachment"/>	<input type="button" value="Delete Attachment"/>	<input type="button" value="View Attachment"/>

Cumulative Budget Information

All values for the Cumulative Budget Information are calculated automatically. They equal the summations of the amounts that you have entered previously for each of the individual budget periods. Therefore, no data entry is allowed or required, in order to complete this “Cumulative Budget” section.

If any of the amounts displayed on this form appears to be incorrect, you may correct it by adjusting one or more of the values that contribute to that total. To make any such adjustments, you will need to revisit the appropriate budget period form(s), to enter corrected values.

Modular Budget Justifications

Field Name	Instructions
Personnel Justification	<p>List all personnel, including names, number of person months devoted to the project (indicate academic, calendar, and/or summer) and roles on the project. Do not provide individual salary information. Since the modules should be a reasonable estimate of costs allowable, allocable, and appropriate for the proposed project, you must use the current legislatively imposed salary limitation when estimating the number of modules. For guidance on current salary limitations contact your office of sponsored programs.</p> <p>NIH grants also limit the compensation for graduate students. Compensation includes salary or wages, fringe benefits, and tuition remission. This limit should also be used when estimating the number of modules. See: http://grants.nih.gov/grants/guide/notice-files/NOT-OD-02-017.html.</p> <p>Save this information in a single file in a location you remember. Click Add Attachment, browse to where you saved the file, select the file, and then click Open.</p>
Consortium Justification	<p>Provide an estimate of total costs (direct plus facilities and administrative) for each year, rounded to the nearest \$1,000. List the individuals/organizations with whom consortium or contractual arrangements have been made, along with all personnel, including percent of effort and roles on the project. Do not provide individual salary information. Indicate whether the collaborating institution is foreign or domestic. While only the direct cost for a consortium/contractual arrangement is factored into eligibility for using the modular budget format, the total consortium/contractual costs must be included in the overall requested modular direct cost amount.</p> <p>Save this information in a single file in a location you remember. Click Add Attachment, browse to where you saved the file, select the file, and then click Open.</p>
Additional Narrative Justification	<p>If the requested budget requires any additional justification, such as variations in the number of modules requested, save this information in a single file in a location you remember. Click Add Attachment, browse to where you saved the file, select the file, and then click Open.</p>

Once all data have been entered, click the “Close Form” button at the top of the form. You will be returned to the Grant Application Package screen. From this main screen, click on the form/document that you have just completed, and then click the => button. This will move the form/document to the Completed Documents box. To remove a form/document from the Completed Documents box, click the form/document name to select it, and then click the <= button. This will return the form/document to the Mandatory Documents or Optional Documents box.

5.5 Research Plan Component

OMB Number: 0925-0001
Expiration Date: 9/30/2007

PHS 398 Research Plan																												
<p>1. Application Type:</p> <p>From SF 424 (R&R) Cover Page and PHS398 Checklist. The responses provided on these pages, regarding the type of application being submitted, are repeated for your reference, as you attach the appropriate sections of the research plan.</p> <p>*Type of Application:</p> <p><input type="checkbox"/> New <input type="checkbox"/> Resubmission <input type="checkbox"/> Renewal <input type="checkbox"/> Continuation <input type="checkbox"/> Revision</p>																												
<p>2. Research Plan Attachments:</p> <p>Please attach applicable sections of the research plan, below.</p> <table border="0"> <tr> <td>1. Introduction to Application <small>(for RESUBMISSION or REVISION only)</small></td> <td><input type="text"/></td> <td><input type="button" value="Add Attachment"/></td> <td><input type="button" value="Delete Attachment"/></td> <td><input type="button" value="View Attachment"/></td> </tr> <tr> <td>2. Specific Aims</td> <td><input type="text"/></td> <td><input type="button" value="Add Attachment"/></td> <td><input type="button" value="Delete Attachment"/></td> <td><input type="button" value="View Attachment"/></td> </tr> <tr> <td>3. Background and Significance</td> <td><input type="text"/></td> <td><input type="button" value="Add Attachment"/></td> <td><input type="button" value="Delete Attachment"/></td> <td><input type="button" value="View Attachment"/></td> </tr> <tr> <td>4. Preliminary Studies / Progress Report</td> <td><input type="text"/></td> <td><input type="button" value="Add Attachment"/></td> <td><input type="button" value="Delete Attachment"/></td> <td><input type="button" value="View Attachment"/></td> </tr> <tr> <td>5. Research Design and Methods</td> <td><input type="text"/></td> <td><input type="button" value="Add Attachment"/></td> <td><input type="button" value="Delete Attachment"/></td> <td><input type="button" value="View Attachment"/></td> </tr> </table>				1. Introduction to Application <small>(for RESUBMISSION or REVISION only)</small>	<input type="text"/>	<input type="button" value="Add Attachment"/>	<input type="button" value="Delete Attachment"/>	<input type="button" value="View Attachment"/>	2. Specific Aims	<input type="text"/>	<input type="button" value="Add Attachment"/>	<input type="button" value="Delete Attachment"/>	<input type="button" value="View Attachment"/>	3. Background and Significance	<input type="text"/>	<input type="button" value="Add Attachment"/>	<input type="button" value="Delete Attachment"/>	<input type="button" value="View Attachment"/>	4. Preliminary Studies / Progress Report	<input type="text"/>	<input type="button" value="Add Attachment"/>	<input type="button" value="Delete Attachment"/>	<input type="button" value="View Attachment"/>	5. Research Design and Methods	<input type="text"/>	<input type="button" value="Add Attachment"/>	<input type="button" value="Delete Attachment"/>	<input type="button" value="View Attachment"/>
1. Introduction to Application <small>(for RESUBMISSION or REVISION only)</small>	<input type="text"/>	<input type="button" value="Add Attachment"/>	<input type="button" value="Delete Attachment"/>	<input type="button" value="View Attachment"/>																								
2. Specific Aims	<input type="text"/>	<input type="button" value="Add Attachment"/>	<input type="button" value="Delete Attachment"/>	<input type="button" value="View Attachment"/>																								
3. Background and Significance	<input type="text"/>	<input type="button" value="Add Attachment"/>	<input type="button" value="Delete Attachment"/>	<input type="button" value="View Attachment"/>																								
4. Preliminary Studies / Progress Report	<input type="text"/>	<input type="button" value="Add Attachment"/>	<input type="button" value="Delete Attachment"/>	<input type="button" value="View Attachment"/>																								
5. Research Design and Methods	<input type="text"/>	<input type="button" value="Add Attachment"/>	<input type="button" value="Delete Attachment"/>	<input type="button" value="View Attachment"/>																								
<p><u>Human Subjects Sections</u></p> <p>Attachments 6-10 apply only when you have answered "yes" to the question "are human subjects involved" on the R&R Other Project Information Form. In this case, attachments 6-10 may be required, and you are encouraged to consult the Application guide instructions and/or the specific Funding Opportunity Announcement to determine which sections must be submitted with this application.</p> <table border="0"> <tr> <td>6. Protection of Human Subjects</td> <td><input type="text"/></td> <td><input type="button" value="Add Attachment"/></td> <td><input type="button" value="Delete Attachment"/></td> <td><input type="button" value="View Attachment"/></td> </tr> <tr> <td>7. Inclusion of Women and Minorities</td> <td><input type="text"/></td> <td><input type="button" value="Add Attachment"/></td> <td><input type="button" value="Delete Attachment"/></td> <td><input type="button" value="View Attachment"/></td> </tr> <tr> <td>8. Targeted/Planned Enrollment Table</td> <td><input type="text"/></td> <td><input type="button" value="Add Attachment"/></td> <td><input type="button" value="Delete Attachment"/></td> <td><input type="button" value="View Attachment"/></td> </tr> <tr> <td>9. Inclusion of Children</td> <td><input type="text"/></td> <td><input type="button" value="Add Attachment"/></td> <td><input type="button" value="Delete Attachment"/></td> <td><input type="button" value="View Attachment"/></td> </tr> <tr> <td>10. Data and Safety Monitoring Plan</td> <td><input type="text"/></td> <td><input type="button" value="Add Attachment"/></td> <td><input type="button" value="Delete Attachment"/></td> <td><input type="button" value="View Attachment"/></td> </tr> </table>				6. Protection of Human Subjects	<input type="text"/>	<input type="button" value="Add Attachment"/>	<input type="button" value="Delete Attachment"/>	<input type="button" value="View Attachment"/>	7. Inclusion of Women and Minorities	<input type="text"/>	<input type="button" value="Add Attachment"/>	<input type="button" value="Delete Attachment"/>	<input type="button" value="View Attachment"/>	8. Targeted/Planned Enrollment Table	<input type="text"/>	<input type="button" value="Add Attachment"/>	<input type="button" value="Delete Attachment"/>	<input type="button" value="View Attachment"/>	9. Inclusion of Children	<input type="text"/>	<input type="button" value="Add Attachment"/>	<input type="button" value="Delete Attachment"/>	<input type="button" value="View Attachment"/>	10. Data and Safety Monitoring Plan	<input type="text"/>	<input type="button" value="Add Attachment"/>	<input type="button" value="Delete Attachment"/>	<input type="button" value="View Attachment"/>
6. Protection of Human Subjects	<input type="text"/>	<input type="button" value="Add Attachment"/>	<input type="button" value="Delete Attachment"/>	<input type="button" value="View Attachment"/>																								
7. Inclusion of Women and Minorities	<input type="text"/>	<input type="button" value="Add Attachment"/>	<input type="button" value="Delete Attachment"/>	<input type="button" value="View Attachment"/>																								
8. Targeted/Planned Enrollment Table	<input type="text"/>	<input type="button" value="Add Attachment"/>	<input type="button" value="Delete Attachment"/>	<input type="button" value="View Attachment"/>																								
9. Inclusion of Children	<input type="text"/>	<input type="button" value="Add Attachment"/>	<input type="button" value="Delete Attachment"/>	<input type="button" value="View Attachment"/>																								
10. Data and Safety Monitoring Plan	<input type="text"/>	<input type="button" value="Add Attachment"/>	<input type="button" value="Delete Attachment"/>	<input type="button" value="View Attachment"/>																								
<p><u>Other Research Plan Sections</u></p> <table border="0"> <tr> <td>11. Vertebrate Animals</td> <td><input type="text"/></td> <td><input type="button" value="Add Attachment"/></td> <td><input type="button" value="Delete Attachment"/></td> <td><input type="button" value="View Attachment"/></td> </tr> <tr> <td>12. Consortium/Contractual Arrangements</td> <td><input type="text"/></td> <td><input type="button" value="Add Attachment"/></td> <td><input type="button" value="Delete Attachment"/></td> <td><input type="button" value="View Attachment"/></td> </tr> <tr> <td>13. Letters of Support</td> <td><input type="text"/></td> <td><input type="button" value="Add Attachment"/></td> <td><input type="button" value="Delete Attachment"/></td> <td><input type="button" value="View Attachment"/></td> </tr> <tr> <td>14. Resource Sharing Plan(s)</td> <td><input type="text"/></td> <td><input type="button" value="Add Attachment"/></td> <td><input type="button" value="Delete Attachment"/></td> <td><input type="button" value="View Attachment"/></td> </tr> </table>				11. Vertebrate Animals	<input type="text"/>	<input type="button" value="Add Attachment"/>	<input type="button" value="Delete Attachment"/>	<input type="button" value="View Attachment"/>	12. Consortium/Contractual Arrangements	<input type="text"/>	<input type="button" value="Add Attachment"/>	<input type="button" value="Delete Attachment"/>	<input type="button" value="View Attachment"/>	13. Letters of Support	<input type="text"/>	<input type="button" value="Add Attachment"/>	<input type="button" value="Delete Attachment"/>	<input type="button" value="View Attachment"/>	14. Resource Sharing Plan(s)	<input type="text"/>	<input type="button" value="Add Attachment"/>	<input type="button" value="Delete Attachment"/>	<input type="button" value="View Attachment"/>					
11. Vertebrate Animals	<input type="text"/>	<input type="button" value="Add Attachment"/>	<input type="button" value="Delete Attachment"/>	<input type="button" value="View Attachment"/>																								
12. Consortium/Contractual Arrangements	<input type="text"/>	<input type="button" value="Add Attachment"/>	<input type="button" value="Delete Attachment"/>	<input type="button" value="View Attachment"/>																								
13. Letters of Support	<input type="text"/>	<input type="button" value="Add Attachment"/>	<input type="button" value="Delete Attachment"/>	<input type="button" value="View Attachment"/>																								
14. Resource Sharing Plan(s)	<input type="text"/>	<input type="button" value="Add Attachment"/>	<input type="button" value="Delete Attachment"/>	<input type="button" value="View Attachment"/>																								
15. Appendix	<input type="button" value="Add Attachments"/> <input type="button" value="Remove Attachments"/> <input type="button" value="View Attachments"/>																											

The Research Plan should include sufficient information needed for evaluation of the project, independent of any other document (e.g., previous application). Be specific and informative, and avoid redundancies.

1. Application Type

This field is pre-populated from the SF 424 (R&R) Cover Component. Corrections to this field must be made in that component.

2. Research Plan Attachments

Although many of the sections of this application are separate PDF attachments, page limitations referenced in the instructions and/or funding opportunity announcement must still be followed. Agency validations will include checks for page limits (and use of appropriate font). Some accommodation will be made for sections that, when combined, must fit within a specified limitation.

Separate Attachments

Separate attachments have been designed for the Research Plan sections to maximize automatic validations conducted by the eRA system. When the application is received by the agency, all of the Research Plan sections will be concatenated in the appropriate order so that reviewers and agency staff will see a single cohesive Research Plan.

While each section of the Research Plan needs to eventually be uploaded separately, applicants are encouraged to construct the Research Plan as a single document, separating sections into distinct PDF attachments just before uploading the files. In this way the applicant can better monitor formatting requirements such as page limits.

Page Limitations

Do not exceed 25 pages for Items 2 – 5. All tables, graphs, figures, diagrams, and charts must be included within the 25-page limit. Be succinct and remember that there is no requirement to use all 25 pages allotted to items 2-5 of the Research Plan.

Follow page limitations as specified in Funding Opportunity Announcements.

All applications and proposals for NIH funding must be self-contained within specified page limitations. Unless otherwise specified in an NIH solicitation, Internet website addresses (URLs) may not be used to provide information necessary to the review because reviewers are under no obligation to view the Internet sites. Moreover, reviewers are cautioned that they should not directly access an internet site as it could compromise their anonymity.

Notice of Proprietary Information

Applicants are discouraged from submitting information considered proprietary unless it is deemed essential for proper evaluation of the application. However, when the application contains information that constitutes trade secrets, or information that is commercial or financial, or information that is confidential or privileged, make sure you have checked the “Yes” box of question #3 in the “Other Project Information” component. Identify the pages in the application that contain this information by marking those paragraphs or lines with an asterisk (*) in the left-hand margin. Include a legend at the beginning of Section 2, similar to “The following sections marked with an asterisk contain proprietary/privileged information that (name of Applicant) requests not be released to persons outside the Government, except for purposes of review and evaluation.”

When information in the application constitutes trade secrets or information that is commercial or financial, or information that is confidential or privileged, it is furnished to the Government in confidence with the understanding that the information shall be used or disclosed only for evaluation of this application. If a grant is awarded as a result of or in connection with the submission of this application, the Government shall have the right to use or disclose the information to the extent authorized by law.

This restriction does not limit the Government’s right to use the information if it is obtained without restriction from another source.

Begin each text section of the Research Plan with a section header (e.g., Introduction, Specific Aims, Background & Significance, etc).

Field Name	Instructions
1. Introduction to Application (for Resubmission or Revision only)	<p>Use only if you are submitting an R&R Resubmission or Revision (Cover Page Item 8). The Introduction may not exceed three pages for resubmissions (previously known as a revision or amendment) or one page for revisions (previously known as competing supplements). Deviations from these general guidelines will be noted in particular funding announcement.</p> <p>Save this information in a single file in a location you remember. Click Add Attachment, browse to where you saved the file, select the file, and then click Open.</p>
2. Specific Aims	<p>List the broad, long-term objectives and the goal of the specific research proposed, for example, to test a stated hypothesis, create a novel design, solve a specific problem, challenge an existing paradigm or clinical practice, address a critical barrier to progress in the field, or develop new technology. One page is recommended.</p> <p>Save this information in a single file in a location you remember. Click Add Attachment, browse to where you saved the file, select the file, and then click Open.</p>
3. Background and Significance	<p>Briefly sketch the background leading to the present application, critically evaluate existing knowledge, and specifically identify the gaps that the project is intended to fill. State concisely the importance and health relevance of the research described in this application by relating the specific aims to the broad, long-term objectives. If the aims of the application are achieved, state how scientific knowledge or clinical practice will be advanced. Describe the effect of these studies on the concepts, methods, technologies, treatments, services or preventative interventions that drive this field. Two to three pages are recommended.</p> <p>Save this information in a single file in a location you remember. Click Add Attachment, browse to where you saved the file, select the file, and then click Open.</p>
4. Preliminary Studies/Progress Report	<p><i>Preliminary Studies.</i> For new applications, use this section to provide an account of the PD/PI’s preliminary studies pertinent to this application, including his/her preliminary experience with and outreach to the proposed racial/ethnic group members. This information will also help to establish the experience and competence of the investigator to pursue the proposed project.</p> <p>Except for Exploratory/Development Grants (R21/R33), Small Research Grants (R03), and Phase I Small Business Research Grants (R41/R43), peer review committees generally view preliminary data as an essential</p>

Field Name	Instructions
	<p>part of a research grant application. Preliminary data often aid the reviewers in assessing the likelihood of the success of the proposed project.</p> <p><i>Progress Report for Renewal (previously known as Competing Continuation) and Revision (previously known as Supplemental Applications).</i> A Progress Report must be provided for renewal and revision applications. Provide the beginning and ending dates for the period covered since the project was last reviewed competitively. Summarize the previous application’s specific aims and the importance of the findings. Discuss any changes in the specific aims as a result of budget reductions. Include the complete references to appropriate publications and manuscripts accepted for publication (not part of the page limitations).</p> <p>If the renewal or revision application involves clinical research, then you must report on the enrollment of research subjects and their distribution by ethnicity/race and sex/gender.</p> <p>See “What Form Should PDs/PIs Use for Population Tracking? (New Versus Old)” for more detailed instructions on which Target and Enrollment Report or Table to use.</p> <p>Provide a succinct account of published and unpublished results, indicating progress toward their achievement.</p> <p>List the titles and complete references to all publications, manuscripts accepted for publication, patents, and other printed materials that have resulted from the project since it was last reviewed competitively. Up to 10 such publications may be included in the appendix attachment.</p> <p>In the Progress Report for the renewal and revision applications, the publications portion and/or any Target and Enrollment Reports/Tables are not included in the 25-page limit.</p> <p>Six to eight pages are recommended for the narrative portion of this section.</p> <p>Save this information in a single file in a location you remember. Click Add Attachment, browse to where you saved the file, select the file, and then click Open.</p>
5. Research Design and Methods	<p>Describe the research design conceptual or clinical framework, procedures, and analyses to be used to accomplish the specific aims of the project. Unless addressed separately in Item 14, include how the data will be collected, analyzed, and interpreted as well as the data-sharing plan as appropriate. Describe any new methodology and its advantage over existing methodologies. Describe any novel concepts, approaches, tools, or technologies for the proposed studies. Discuss the potential difficulties and limitations of the proposed procedures and alternative approaches to achieve the aims. As part of this section, provide a tentative sequence or timetable for the project. Point out any procedures, situations, or materials</p>

Field Name	Instructions
	<p>that may be hazardous to personnel and the precautions to be exercised.</p> <p>Although no specific number of pages is recommended for the Research Design and Methods section, be as succinct as possible. There is no requirement that all 25 pages allotted for items 2-5 be used.</p> <p>Save this information in a single file in a location you remember. Click Add Attachment, browse to where you saved the file, select the file, and then click Open.</p>

Human Subjects Sections

Field Name	Instructions
6. Protection of Human Subjects	<p>This section covers only the initial information regarding the Protection of Human Subjects. Follow the instructions in Part II, Supplemental Instructions for Preparing the Human Subjects Section of the Research Plan. See separate sections below for other human subjects related sections that may apply.</p> <p>If Human Subjects research is not involved, and you have checked the box marked “No” on the Other Project Information Component, item 1, include the following statement in this section: “No human subjects research is proposed in this application.”</p> <p>Save this information in a single file in a location you remember. Click Add Attachment, browse to where you saved the file, select the file, and then click Open.</p>
7. Inclusion of Women and Minorities	<p>To determine if Inclusion of Women and Minorities applies to this application, follow the instructions in Part II, Supplemental Instructions for Preparing the Human Subjects Section of the Research Plan.</p> <p>Save this information in a single file in a location you remember. Click Add Attachment, browse to where you saved the file, select the file, and then click Open.</p>
8. Targeted/Planned Enrollment Table	<p>If this application involves the Inclusion of Women and Minorities, complete the Targeted/Planned Enrollment Table.</p> <p>Save this information in a single file in a location you remember. Click Add Attachment, browse to where you saved the file, select the file, and then click Open.</p>
9. Inclusion of Children	<p>To determine if Inclusion of Children applies to this application, follow the instructions in the Supplemental Instructions for Preparing the Human Subjects Section of the Research Plan.</p> <p>Save this information in a single file in a location you remember. Click Add Attachment, browse to where you saved the file, select the file, and then click Open.</p>

Field Name	Instructions
10. Data and Safety Monitoring Plan	<p>To determine if the Data and Safety Monitoring Plan section applies to this application, follow the instructions in Part II, Supplemental Instructions for Preparing the Human Subjects Section of the Research Plan.</p> <p>Save this information in a single file in a location you remember. Click Add Attachment, browse to where you saved the file, select the file, and then click Open.</p>

Other Sections

Field Name	Instructions
11. Vertebrate Animals	<p>If you indicated that Vertebrate Animals are involved in this project, address the following five key points. In addition, when research involving vertebrate animals will take place at collaborating site(s) or other performance site(s), provide this information before discussing the five points. Although no specific page limitation applies to this section of the application, be succinct.</p> <ol style="list-style-type: none"> 1. Provide a detailed description of the proposed use of the animals in the work outlined in the Research Design and Methods section. Identify the species, strains, ages, sex, and numbers of animals to be used in the proposed work. 2. Justify the use of animals, the choice of species, and the numbers to be used. If animals are in short supply, costly, or to be used in large numbers, provide an additional rationale for their selection and numbers. 3. Provide information on the veterinary care of the animals involved. 4. Describe the procedures for ensuring that discomfort, distress, pain, and injury will be limited to that which is unavoidable in the conduct of scientifically sound research. Describe the use of analgesic, anesthetic, and tranquilizing drugs and/or comfortable restraining devices, where appropriate, to minimize discomfort, distress, pain, and injury. 5. Describe any method of euthanasia to be used and the reasons for its selection. State whether this method is consistent with the recommendations of the Panel on Euthanasia of the American Veterinary Medical Association. If not, present a justification for not following the recommendations. <p>Save this information in a single file in a location you remember. Click Add Attachment, browse to where you saved the file, select the file, and then click Open.</p>
	<p>For those applicants familiar with the PHS398, please note that the Literature Cited section of the Research Plan is now captured as</p>

Field Name	Instructions
	<p>“Bibliography & References Cited.” Refer to Item 8 in the Other Project Information Component for instructions.</p>
<p>12. Consortium/Contractual Arrangements</p>	<p>Explain the programmatic, fiscal, and administrative arrangements to be made between the applicant organization and the consortium organization(s). If consortium/contractual activities represent a significant portion of the overall project, explain why the applicant organization, rather than the ultimate performer of the activities, should be the grantee. The signature of the authorized organizational official on the SF424 (R&R) cover component (Item 18) signifies that the applicant and all proposed consortium participants understand and agree to the following statement:</p> <p style="text-align: center;"><i>The appropriate programmatic and administrative personnel of each organization involved in this grant application are aware of the NIH consortium agreement policy and are prepared to establish the necessary inter-organizational agreement(s) consistent with that policy. A separate statement is no longer required.</i></p> <p>Save this information in a single file in a location you remember. Click Add Attachment, browse to where you saved the file, select the file, and then click Open.</p>
<p>13. Letters of Support</p>	<p>Attach appropriate letters here from all individuals confirming their roles in the project and rate/charge for consulting services.</p> <p>Save this information in a single file in a location you remember. Click Add Attachment, browse to where you saved the file, select the file, and then click Open.</p>
<p>14. Resource Sharing Plan(s)</p>	<p>This section includes Data Sharing Plan, when applicable, and Sharing Model Organisms. <i>These descriptions are not included in the Research Plan page limits.</i></p> <p>1) <i>Data Sharing Plan</i>: Investigators seeking \$500,000 or more in direct costs in any year must include a brief 1-paragraph description of how final research data will be shared, or explain why data-sharing is not possible. Specific funding opportunity announcements may also require that all applications include this information regardless of the dollar level. Applicants are encouraged to read the specific opportunity carefully and discuss their data-sharing plan with their program contact at the time they negotiate an agreement with the Institute/Center (IC) staff to accept assignment of their application.</p> <p>(2) <i>Sharing Model Organisms</i>: Regardless of the amount requested, all applications where the development of model organisms is anticipated are to include a description of a specific plan for sharing and distributing unique model organism research resources or state appropriate reasons why such sharing is restricted or not possible. Note unlike the data sharing requirement above, this requirement is for all applications where the</p>

Field Name	Instructions
	<p>development of model organisms is anticipated. See Sharing Model Organisms Policy. If model organisms are not planned as part of the research proposal, omit this section.</p> <p>Save this information in a single file in a location you remember. Click Add Attachment, browse to where you saved the file, select the file, and then click Open.</p>
15. Appendix	<p>New, resubmission, renewal, and revision applications may include the following materials in the Appendix:</p> <ul style="list-style-type: none"> • Up to 10 publications, manuscripts (<i>accepted</i> for publication), abstracts, patents, or other printed materials directly relevant to this project. <i>Do not include manuscripts submitted for publication.</i> • Surveys, questionnaires, data collection instruments, clinical protocols, and informed consent documents. • Photographs or color images of gels, micrographs, etc., provided that the image (may be reduced in size) is also included within the 25-page limit of Items 2 - 5 of the Research Plan. No images may be included in the Appendix that are not also represented within the Research Plan. <p>Do not use the Appendix to circumvent the page limitations of the Research Plan. An application that does not observe these limitation will be withdrawn from review. These Appendix limitations may not apply to specialized grant applications. Request and follow the additional instructions for those applications. Specific appendix requirements may also be listed in a specific funding opportunity announcement.</p> <p>The Appendix will be sent only to certain members of the SRG who will serve as the primary reviewers of the application.</p>

Once all data have been entered, click the “Close Form” button at the top of the form. You will be returned to the Grant Application Package screen. From this main screen, click on the form/document that you have just completed, and then click the => button. This will move the form/document to the Completed Documents box. To remove a form/document from the Completed Documents box, click the form/document name to select it, and then click the <= button. This will return the form/document to the Mandatory Documents or Optional Documents box.

5.6 Checklist Component

PHS 398 Checklist

OMB Number: 0925-0001
Expiration Date: 9/30/2007

1. Application Type:
From SF 424 (R&R) Cover Page. The responses provided on the R&R cover page are repeated here for your reference, as you answer the questions that are specific to the PHS398.

* Type of Application:

New Resubmission Renewal Continuation Revision

Federal Identifier:

2. Change of Investigator / Change of Institution Questions

Change of principal investigator / program director

Name of former principal investigator / program director:

Prefix:

* First Name:

Middle Name:

* Last Name:

Suffix:

Change of Grantee Institution

* Name of former institution:

3. Inventions and Patents (For renewal applications only)

* Inventions and Patents: Yes No

If the answer is "Yes" then please answer the following:

* Previously Reported: Yes No

1. Application Type

Field Name	Instructions
Type of Application	This field is pre-populated from the SF 424 (R&R) Cover Component. Corrections to this field must be made in that component.
Federal Identifier	This field is pre-populated from the SF 424 (R&R). Corrections to this field must be made in that component. For New applications this field will be blank.

2. Change of Investigator/Change of Institution Questions

Field Name	Instructions
Change of Principal Investigator/Program Director	Check this box if this application reflects a change in PD/PI from the one who was indicated on a previous application. This is not generally applicable to a “New” application.
Prefix	If this application reflects a change in PD/PI, enter the name prefix (for example, Mr., Mrs., Rev.) of the former PD/PI.
First Name	If this application reflects a change in PD/PI, enter the first name of the former PD/PI.
Middle Name	If this application reflects a change in PD/PI, enter the middle name of the former PD/PI.
Last Name	If this application reflects a change in PD/PI, enter the last name of the former PD/PI.
Suffix	If this application reflects a change in PD/PI, provide the suffix (for example, Jr., Sr., PhD) of the former PD/PI.
Change of Grantee Institution	Check this box if this application reflects a change in grantee institution from the one that was indicated on a previous application. This is not generally applicable to a “New” application.
Name of Former Institution	If this application reflects a change in grantee institution, enter the name of the former institution.

3. Inventions and Patents (For renewal applications only)

Field Name	Instructions
Inventions and Patents	This block need only be completed if submitting an R&R “Renewal” application. If no inventions were conceived or reduced to practice during the course of work under this project, check the No box. The remaining parts of the item are then not applicable. If any inventions were conceived or reduced to practice during the previous period of support, check the Yes box.
Previously Reported	If you checked the Yes box for Inventions and Patents, above, indicate whether this information has been reported previously to the PHS or to the applicant organization official responsible for patent matters.

4. Program Income

Is program income anticipated during the periods for which the grant support is requested?

Yes No

If you checked "yes" above (indicating that program income is anticipated), then use the format below to reflect the amount and source(s). Otherwise, leave this section blank.

*Budget Period	*Anticipated Amount (\$)	*Source(s)
<input type="checkbox"/>	<input type="text"/>	<input type="text"/>
<input type="checkbox"/>	<input type="text"/>	<input type="text"/>
<input type="checkbox"/>	<input type="text"/>	<input type="text"/>
<input type="checkbox"/>	<input type="text"/>	<input type="text"/>
<input type="checkbox"/>	<input type="text"/>	<input type="text"/>

5. Assurances/Certifications (see instructions)

In agreeing to the assurances/certification section 18 on the SF424 (R&R) form, the authorized organizational representative agrees to comply with the following policies, assurances and/or certifications when applicable. Descriptions of individual assurances/certifications are provided at: <http://grants.nih.gov/grants/funding/phs398/PolAssurDef.doc>

*Human Subjects; *Research Using Human Embryonic Stem Cells; *Research on Transplantation of Human Fetal Tissue; *Women and Minority Inclusion Policy; *Inclusion of Children Policy; *Vertebrate Animals; *Debarment and Suspension; *Drug- Free Workplace (applicable to new [Type 1] or revised [Type 1] applications only) ; *Lobbying; *Non-Delinquency on Federal Debt; *Research Misconduct; *Civil Rights (Form HHS 441 or HHS 690); *Handicapped Individuals (Form HHS 641 or HHS 690); *Sex Discrimination (Form HHS 639-A or HHS 690); *Age Discrimination (Form HHS 680 or HHS 690); *Recombinant DNA and Human Gene Transfer Research; *Financial Conflict of Interest (except Phase I SBIR/STTR); *Prohibited Research; *Select Agents; *Smoke-Free Workplace; *STTR ONLY: Certification of Research Institution Participation.

If unable to certify compliance, where applicable, provide an explanation and attach below.

Explanation:

4. Program Income

Field Name	Instructions
Is program income	If program income is anticipated during the periods for which the grant

Field Name	Instructions
anticipated during the periods for which the grant support is requested?	support is requested, check the Yes box, and then complete the section below. If no program income is anticipated, check the No box and leave the following section blank.
Budget Period	If program income is anticipated, enter the budget periods. If the application is funded, the Notice of Grant Award will provide specific instructions regarding the use of such income.
Anticipated Amount (\$)	If program income is anticipated, enter the amount anticipated for each budget period listed.
Source(s)	If program income is anticipated, enter the source for each budget period listed.

5. Assurances/Certifications (see instructions)

If you are unable to certify compliance with the applicable policies, assurances, and certifications listed, please provide an explanation in a separate file. Click Add Attachment, browse to where you saved the file, select the file, and then click Open.

Once all data have been entered, click the “Close Form” button at the top of the form. You will be returned to the Grant Application Package screen. From this main screen, click on the form/document that you have just completed, and then click the => button. This will move the form/document to the Completed Documents box. To remove a form/document from the Completed Documents box, click the form/document name to select it, and then click the <= button. This will return the form/document to the Mandatory Documents or Optional Documents box.

6. Peer Review Process

A description of what happens to your research project grant application after it is received for peer review can be found at the following location:

<http://cms.csr.nih.gov/ResourcesforApplicants/Submission+And+Assignment+Process.htm>.

Overview

Most applications submitted to the PHS will be reviewed through a two-tier system. The first level of review will be performed by a Scientific Review Group, often called a study section or review committee. The purpose of the SRG is to evaluate the scientific and technical merit of applications. The SRG does not make funding decisions. Additional detailed information on review procedures for scientific review group meetings is located at: <http://www.csr.nih.gov/guidelines/proc.pdf>. The complete listing of [Rosters for NIH Scientific Review Groups \(SRGs\)](#) is available at <http://era.nih.gov/roster/index.cfm>.

Streamlining

The initial scientific peer review of most research applications also will include a process in which only those applications deemed by the reviewers to have the highest scientific merit, generally the top half of the applications under review, will be discussed at the Scientific Review Group meeting, assigned a priority score, and receive a second level review. Applications in the lower half are not discussed or

scored at the Scientific Review Group meetings. This process allows the reviewers to focus their discussion on the most meritorious applications.

SRG members will be instructed to evaluate research applications by addressing five review criteria (see below) and assigning a single, global score for each scored application. The score will reflect the overall impact that the proposed research could have on the field. Requests for Applications (RFAs) and other types of grants may have different and/or additional review criteria.

As part of the initial merit review and regardless of whether an application is scored or unscored (streamlined), all applicants will receive a written critique, called a Summary Statement. The Summary Statement represents a combination of the reviewers' written comments and, for non-streamlined applications, it includes the SRA's summary of the members' discussion during the study section meeting as well as the recommendations of the study section, a recommended budget, and administrative notes of special considerations.

Information about charters and membership of SRGs, Councils, and Boards can be obtained from the appropriate agency.

Research Project Evaluation Criteria

Significance: Does this study address an important problem? If the aims of the application are achieved, how will scientific knowledge or clinical practice be advanced? What will be the effect of these studies on the concepts, methods, technologies, treatments, services, or preventative interventions that drive this field?

Approach: Are the conceptual or clinical framework, design, methods, and analyses adequately developed, well-integrated, well-reasoned, and appropriate to the aims of the project? Does the applicant acknowledge potential problem areas and consider alternative tactics?

In conducting an evaluation of the scientific assessment of Approach criterion, SRGs will also evaluate the involvement of human/animal subjects, the proposed plans for inclusion of minorities and members of both sexes/genders. The evaluation will be factored into the overall score for scientific and technical merit of the application.

Innovation: Is the project original and innovative? For example: Does the project challenge existing paradigms or clinical practice; address an innovative hypothesis or critical barrier to progress in the field? Does the project develop or employ novel concepts, approaches or methodologies, tools, or technologies for this area?

Investigator: Are the investigators appropriately trained and well suited to carry out this work? Is the work proposed appropriate to the experience level of the PD/PI and other researchers? Does the investigative team bring complementary and integrated expertise to the project (if applicable)?

Environment: Does the scientific environment in which the work will be done contribute to the probability of success? Do the proposed studies benefit from unique features of the scientific environment, or subject populations, or employ useful collaborative arrangements? Is there evidence of institutional support?

While these review criteria are intended for use primarily with unsolicited research project applications (e.g., R01 or P01), to the extent reasonable, they will also form the basis of the review of solicited applications and non-research activities. However, for some activities (e.g., construction grants), use of these criteria as stated may not be feasible.

Note: In addition to the above criteria, the following items will be considered in the determination of scientific merit and the priority score.

Protection of Human Subjects: In conducting peer review for scientific and technical merit, SRGs also will evaluate the involvement of human subjects and proposed protections from research risk relating to their participation in the proposed non-exempt Research Plan according to the following four review criteria: (1) Risk to subjects, (2) Adequacy of protection against risks (3) Potential benefits of the proposed research to the subjects and others; (4) Importance of the knowledge to be gained; and (5) Data and safety monitoring for clinical trials.

When human subjects are involved in research that involves one of the six categories of research that are exempt under [45 CFR Part 46](#), the SRG will evaluate the justification for the exemption and (1) Human Subjects Involvement and Characteristics, and (2) Sources of Materials.

Inclusion of Women, Minorities, and Children: When human subjects are involved in the proposed clinical research, the SRG will also evaluate the proposed plans for inclusion of minorities and members of both sexes/genders, as well as the inclusion of children in clinical research, as part of the scientific assessment of Approach criterion.

Vertebrate animals: As part of the peer review process, the SRG will evaluate the proposed involvement and protection of vertebrate animals as part of the scientific assessment of Approach and Environment criteria and according to the following five points: (1) detailed description of the proposed use of the animals; (2) justification for the use of animals and for the appropriateness of the species and numbers proposed; (3) adequacy of proposed veterinary care; (4) procedures for limiting pain and distress to that which is unavoidable; and (5) methods of euthanasia.

Dual-Level Peer Review

The second level of review will usually be performed by the Advisory Council or Board of the potential awarding component (Institute, Center, or other unit). Council or Board recommendations are based not only on considerations of scientific merit, as judged by the SRGs, but also on the relevance of the proposed study to an Institute/Center's mission, programs and priorities.

PART II

**Supplemental Instructions for Preparing the Human
Subjects Section of the Research Plan**

ARCHIVED

Preparing the Human Subjects Research Section of the Research Plan

In the Human Subjects Research section of the Research Plan, you must provide sufficient information for reviewers to determine that the proposed research meets (1) the requirements of the HHS regulations to protect human subjects from research risks (45 CFR Part 46), (2) the requirements of NIH policies for data and safety monitoring of clinical trials, and (3) the requirements of NIH policies on inclusion of women, minorities, and children. See [Instructions Pertaining to Non-Exempt Human Subjects Research](#).

If the research is exempt from the requirements in the Federal regulations, you must provide a justification for the exemption with sufficient information about the involvement of the human subjects to allow a determination by peer reviewers and NIH staff that claimed exemption(s) is/are appropriate. See [Exempt Human Subjects Research](#).

Applications must comply with this requirement; if not, application processing may be delayed or the application may be returned to the applicant without review.

For all research involving human subjects, a part of the peer review process will include careful consideration of protections from research risks, as well as the appropriate inclusion of women, minorities, and children. The Scientific Review Group (SRG) will assess the adequacy of safeguards of the rights and welfare of research participants, and the appropriate inclusion of women, minorities, and children, based on the information in the application.

To assist you in completing the Research Plan (Human Subjects Research), we have provided six possible scenarios. All research will fall into one of these six scenarios. Determining which scenario best matches your proposed research depends on your answers to the following five questions:

[Question 1: Does your proposed research involve human subjects?](#)

[Question 2: Does your proposed human subjects research meet the criteria for one or more of the exemptions in the HHS regulations \(45 CFR Part 46\)?](#)

[Question 3: Does your proposed research meet the definition of clinical research?](#)

[Question 4: Does your proposed research include a Clinical Trial?](#)

[Question 5: Does your proposed research meet criteria for an NIH-Defined Phase III Clinical Trial?](#)

Click on the questions and when you can answer the five questions, select the scenario that best matches your responses, and then follow the instructions provided for the scenario you choose.

Decision Table for Human Subjects Research, Protection and the Inclusion of Women, Minorities, and Children

	Criteria and Answers to Questions 1 thru 5				
Scenarios with linked instructions	1. Human Subjects Research	2. Exempt from HHS Human Subjects Regulations	3. Clinical Research	4. Clinical Trial	5. NIH-Defined Phase III Clinical Trial
A No Human Subjects	No	N/A	N/A	N/A	N/A
Requirements for Scenario A: - Indicate “No Human Subjects Research” If Human Subjects is “Yes,” see Scenarios B-F below.					
B Human Subjects/E-4	Yes	Yes Exemption: 4	No	N/A	N/A
Requirements for Scenario B: - Indicate Exemption 4 (E-4) and include justification that E-4 is appropriate.					
C Human Subjects/ Other Exemptions	Yes	Yes Exemptions: 1, 2, 3, 5, 6	Yes	N/A	N/A
Requirements for Scenario C: - Indicate Exemption number(s) and include justification that the designated exemption(s) is appropriate. - Address “Inclusion of Women and Minorities” - Address “Inclusion of Children”					
D Clinical Research	Yes	No	Yes	No	N/A
Requirements for Scenario D: - Address Protection of Human Subjects - Address “Inclusion of Women and Minorities” - Address “Inclusion of Children” “Targeted/Planned Enrollment Table(s)” for each new study/ protocol (New applications; Competing Continuation applications; Competing Supplements) - “Inclusion Enrollment Report Table(s)” (Competing Continuations; Competing Supplements)					
E Clinical Trials	Yes	No	Yes	Yes	No
Requirements for Scenario E: - All requirements in Scenario D - Data and Safety Monitoring Plan - Note: Some trials may require a Data and Safety Monitoring Board, based on risk					

	Criteria and Answers to Questions 1 thru 5				
Scenarios with linked instructions	1. Human Subjects Research	2. Exempt from HHS Human Subjects Regulations	3. Clinical Research	4. Clinical Trial	5. NIH-Defined Phase III Clinical Trial
F NIH-Defined Phase III Clinical Trial	Yes	No	Yes	Yes	Yes
Requirements for Scenario F: - All requirements in Scenario E Increased requirements for Inclusion of Women and Minorities in Clinical Research					

ARCHIVED

HUMAN SUBJECTS RESEARCH

Question 1: Does your proposed research involve human subjects?

The first thing you must determine is whether or not your research involves human subjects, either at the applicant organization or at any other performance site or collaborating institution (e.g., subcontractors, consultants).

The research described in your application may include more than one research project; thus the application may include individual projects that meet the requirements for non-exempt or exempt human subjects research, or are not defined as human subjects research.

If research activities involving human subjects are planned at any time during the proposed project period, either at the applicant organization or at any other performance site or collaborating institution, then your answer is “Yes” even if the research is exempt from regulations for the protection of human subjects.

The HHS regulations “Protection of Human Subjects” (45 CFR Part 46, administered by OHRP) define a human subject as a living individual about whom an investigator conducting research obtains:

- data through *intervention* or *interaction* with the individual or
- *identifiable private information*

Investigator: The OHRP considers the term investigator to include anyone involved in conducting the research. OHRP does not consider the act of solely providing coded private information or specimens (for example, by a tissue repository) to constitute involvement in the conduct of the research. However, if the individuals who provide *coded* information or specimens also collaborate on other activities related to the conduct of the research with the investigators who receive such information or specimens, they will be considered to be involved in the conduct of the research. [OHRP’s Coded Specimen Guidance]

Research: HHS regulations define *research* at 45 CFR 46.102(d) as follows:

Research means a systematic investigation, including research development, testing and evaluation, designed to develop or contribute to generalizable knowledge. Activities which meet this definition constitute research for purposes of this policy, whether or not they are conducted or supported under a program which is considered research for other purposes. For example, some demonstration and service programs may include research activities.

Obtains: In its guidance for use of coded specimens, OHRP has determined that under the definition of human subject at 45 CFR 46.102(f), *obtaining* identifiable private information or identifiable specimens for research purposes constitutes human subjects research. *Obtaining* means receiving or accessing identifiable private information or identifiable specimens for research purposes. OHRP interprets *obtaining* to include an investigator’s use, study, or analysis for research purposes of *identifiable private information* or identifiable specimens already in the possession of the investigator.

Intervention includes both physical procedures by which data are gathered (for example, venipuncture) and manipulations of the subject or the subject’s environment that are performed for research purposes. (45 CFR 46.102(f))

Interaction includes communication or interpersonal contact between investigator and subject. (45 CFR 46.102(f))

Private information includes information about behavior that occurs in a context in which an individual can reasonably expect that no observation or recording is taking place, and information that has been provided for specific purposes by an individual and that the individual can reasonably expect will not be made public (for example, a medical record). Private information must be *individually identifiable* (i.e., the identity of the subject is or may readily be ascertained by the investigator or associated with the

information) in order for obtaining the information to constitute research involving human subjects. (45 CFR 46.102(f))

Individually Identifiable Private Information: According to its guidance for use of coded specimens, OHRP generally considers private information or specimens to be *individually identifiable* as defined at 45 CFR 46.102(f) when they can be linked to specific individuals by the investigator(s) either directly or indirectly through *coding* systems. Conversely, OHRP considers private information or specimens not to be individually identifiable when they cannot be linked to specific individuals by the investigator(s) either directly or indirectly through coding systems.

Research Using Human Specimens or Data: Regulatory requirements (Federal and state) to protect human subjects apply to a much broader range of research than many investigators realize, and researchers using *human specimens and/or data* are often unsure about how regulations apply to their research. Regulatory obligations to protect human subjects would apply, for example, to research that uses –

- Bodily materials, such as cells, blood or urine, tissues, organs, hair or nail clippings, from living individuals who are individually identifiable to the investigator(s), even if these materials were collected by others;
- Residual diagnostic specimens from living individuals that are individually identifiable to the investigator(s), including specimens obtained for routine patient care that would have been discarded if not used for research;
- Private information, such as medical information, about living individuals that is individually identifiable to the investigator(s), even if the information was not specifically collected for the study in question. This includes research on genetic information that can be readily associated by the investigator(s) with identifiable living individuals.

The definition of “human subject” includes, but is not limited to, human organs, tissues, and body fluids from living individuals, well as private graphic, written, or recorded information about living individuals, if (1) there is interaction or intervention with a living individual to obtain the specimens or data for research purposes, or (2) the identity of the subjects can be readily ascertained by the investigator or other members of the research team.

Research that involves only *coded* private information/data or coded human biological specimens may not constitute human subjects research under the HHS human subjects regulations (45 CFR Part 46) if:

- the specimens and/or private information were not collected specifically for the currently proposed research project through an interaction/intervention with living individuals AND
- the investigator(s) (including collaborators) on the proposed research cannot readily ascertain the identity of the individual(s) to whom the coded private information or specimens pertain (e.g., the researcher’s access to subject identities is prohibited by written repository procedures and policies and/or through an agreement signed between the recipient researcher and the repository providing the specimens and/or data). [See definitions below and the following guidance from the Office for Human Research Protections (OHRP) for additional information and examples:
<http://www.hhs.gov/ohrp/humansubjects/guidance/cdebiol.pdf>.]

Individuals who provide *coded* information or specimens for proposed research and who also collaborate on the research involving such information or specimens are considered to be involved in the conduct of human subjects research.

Coded: With respect to private information or human biological specimens, *coded* means that:

1. Identifying information (such as name or social security number) that would enable the investigator to readily ascertain the identity of the individual to whom the private information or specimens pertain has been replaced with a number, letter, symbol or combination thereof (i.e., the code); and
2. A key to decipher the code exists, enabling linkage of the identifying information with the private information or specimens.

You may find it helpful to consult the following guidance from OHRP:

- OHRP Decision Charts: <http://www.hhs.gov/ohrp/humansubjects/guidance/decisioncharts.htm>
- OHRP Policy on Coded Specimens and Data: <http://www.hhs.gov/ohrp/humansubjects/guidance/cdebiol.pdf>
- OHRP Guidance on Repositories: <http://www.hhs.gov/ohrp/humansubjects/guidance/reposit.htm>; <http://www.hhs.gov/ohrp/humansubjects/guidance/guid1223.pdf>

With regard to the engagement of performance sites in proposed human subjects research, you may find it helpful to consult the following:

- OHRP Memo on Engagement: <http://www.hhs.gov/ohrp/humansubjects/assurance/engage.htm>

The decisions about when research involving human specimens and/or data from subjects is considered human subjects research are complex. The OHRP recommends that institutions have policies in place that designate the individual or entity authorized to determine whether proposed research is exempt from regulatory requirements to protect human subjects and that determinations should be made by someone other than the investigator.

You need to be aware that the involvement of human subjects in non-exempt research must be approved by your IRB prior to award.

The NIH Office of Extramural Research Human Subjects website contains additional information and Frequently Asked Questions that may help investigators understand how these regulations and Guidance documents apply to their research. See <http://grants.nih.gov/grants/policy/hs/index.htm>.

How can you determine whether research that involves only the use of specimens and/or data from pathology archives or a specimen bank and/or data repository is human subjects research?

The research described in your application may include more than one research project; thus the application may include separate projects that meet the requirements for either human subjects research, exempt human subjects research, or are not defined as human subjects research. Examples are provided below:

- If the specimens and/or data were obtained specifically for the currently proposed research project through intervention or interaction with a living individual, then your research is human subjects research.
- If you receive or have access to individually identifiable specimens or data from living individuals (e.g., pathology or medical records), your proposed research is human subjects research.
- If you receive or have access to existing individually identifiable private information or identifiable specimens from living individuals (e.g., pathology or medical records), but you as the investigator or your collaborator record the information in such a manner that you cannot subsequently access or obtain direct or indirect identifiers that are linked to the subjects the research project that you conduct using data recorded in this manner meets the requirements of

Exemption 4. If you will retain or can access any identifiers, the research project is not exempt under Exemption 4.

- If you are using specimens and/or data and neither you nor your collaborators can identify the subjects from whom the specimens and/or data were obtained either directly or indirectly through coding systems, the HHS human subjects regulations (45 CFR Part 46) do not apply at all.
- If your research involves only coded private information/data or coded specimens, OHRP does not consider this research to involve human subjects as defined under the HHS Protection of Human Subjects Regulations (45 CFR Part 46.102(f)) *if* the following conditions are *both* met:
 - the private information/data or specimens were not collected specifically for the currently proposed research project through an interaction or intervention with living individuals; *and*
 - the investigator(s) cannot readily ascertain the identity of the individual(s) to whom the coded private information or specimens pertain because, for example:
 - (a) the key to decipher the code is destroyed before the research begins;
 - (b) the investigators and the holder of the key enter into an agreement prohibiting the release of the key to the investigators under any circumstances, until the individuals are deceased;
 - (c) there are IRB-approved written policies and operating procedures for a repository or data management center that prohibit the release of the key to the investigators under any circumstances, until the individuals are deceased; or
 - (d) there are other legal requirements prohibiting the release of the key to the investigators, until the individuals are deceased.

What is not human subjects research under HHS regulations at 45 CFR Part 46?

- Research that does not involve intervention or interaction with living individuals, or identifiable private information is not human subjects research (see definitions),
- Research that only proposes the use of cadaver specimens is not human subjects research, because human subjects are defined as “living individuals.” The use of cadaver specimens is not regulated by 45 CFR Part 46, but may be governed by other Federal, state and local laws.

Guidance and Additional Instructions

If you answered “No” to Question 1, then proceed to [Scenario A](#).

If you answered “Yes” to Question 1, then you may need to determine whether your research meets the criteria for an exemption from the Human Subjects Protection requirements. Proceed to [Question 2](#).

If you need to consider an alternative scenario, return to the [Decision Table](#).

EXEMPT HUMAN SUBJECTS RESEARCH

Question 2: Does your proposed human subjects research meet the criteria for one or more of the exemptions in the HHS regulations (45 CFR Part 46)?

Some human subjects research is exempt from the HHS regulations ([45 CFR Part 46](#)). OHRP guidance states that Exemptions should be independently determined (<http://www.hhs.gov/ohrp/humansubjects/guidance/irb71102.pdf>). Institutions often designate their IRB to make this determination. Because NIH does not require IRB approval at time of application, the exemptions designated in item 4a often represent the opinion of the PD/PI, and the justification provided for the exemption by the PD/PI is evaluated during peer review.

The research described in your application may include more than one research project; thus the application may include individual projects that meet the requirements for non-exempt or exempt human subjects research, or are not defined as human subjects research.

If research activities involving human subjects are planned at any time during the proposed project period, either at the applicant organization or at any other performance site or collaborating institution, then your answer is “Yes” to Question 1 “Does your proposed research involve human subjects” even if the research is exempt from regulations for the protection of human subjects.

Research involving individuals who are or who become prisoners cannot be exempt under any exemption categories (see [45 CFR Part 46 Subpart C](#)).

Your human subjects research is exempt if all of the proposed research meets the criteria for one or more of the following six exemptions.

Exemption 1: Research conducted in established or commonly accepted educational settings, involving normal educational practices, such as (i) research on regular and special education instructional strategies, or (ii) research on the effectiveness of or the comparison among instructional techniques, curricula, or classroom management methods.

Exemption 2: Research involving the use of educational tests (cognitive, diagnostic, aptitude, achievement), survey procedures, interview procedures, or observation of public behavior, unless:

(i) information obtained is recorded in such a manner that human subjects can be identified directly or through identifiers linked to the subjects and (ii) any disclosure of the human subjects’ responses outside the research could reasonably place the subjects at risk of criminal or civil liability or be damaging to the subjects’ financial standing, employability, or reputation.

Exemption 2 for research involving survey or interview procedures or observation of public behavior, does not apply to research with children (see [45 CFR Part 46, Subpart D](#)), except for research involving observations of public behavior when the investigator(s) do not participate in the activities being observed.

Exemption 3: Research involving the use of educational tests (cognitive, diagnostic, aptitude, achievement), survey procedures, interview procedures, or observation of public behavior that is not exempt under paragraph (b)(2) of this section if: (i) the human subjects are elected or appointed public officials or candidates for public office; or (ii) Federal statute(s) require(s) without exception that the confidentiality of the personally identifiable information will be maintained throughout the research and thereafter.

Exemption 4: Research involving the collection or study of existing data, documents, records, pathological specimens, or diagnostic specimens, if these sources are publicly available or if the

information is recorded by the investigator in such a manner that subjects cannot be identified, directly or through identifiers linked to the subjects.

The human subjects regulations decision charts

(<http://www.hhs.gov/ohrp/humansubjects/guidance/decisioncharts.htm>) from the Office of Human Research Protection (OHRP) will help you to see whether your research falls under the human subjects regulations and if so, whether it meets the criteria for Exemption 4. See also the information contained at: [Exemption 4 Guidance and Information](#).

The NIH Office of Extramural Research website also contains information that is helpful for determining whether your human subjects research meets the criteria for Exemption 4. See <http://grants.nih.gov/grants/policy/hs/index.htm>.

Research that meets the criteria for Exemption 4 is not considered “clinical research” as defined by NIH. Therefore the NIH policies for inclusion of women, minorities and children in clinical research do not apply to research projects covered by Exemption 4.

Exemption 5: Research and demonstration projects that are conducted by or subject to the approval of Department or Agency heads and that are designed to study, evaluate, or otherwise examine: (i) public benefit or service programs (ii) procedures for obtaining benefits or services under those programs (iii) possible changes in or alternatives to those programs or procedures or (iv) possible changes in methods or levels of payment for benefits or services under those programs.

Exemption 6: Taste and food quality evaluation and consumer acceptance studies (i) if wholesome foods without additives are consumed or (ii) if a food is consumed that contains a food ingredient at or below the level and for a use found to be safe, or agricultural, chemical, or environmental contaminant at or below the level found to be safe, by the Food and Drug Administration or approved by the Environmental Protection Agency or the Food Safety and Inspection Service of the U.S. Department of Agriculture.

Guidance and Additional Instructions

If you answered “Yes” to Question 2, then your research meets the criteria for an exemption.

- If your research meets the criteria for Exemption 4, then follow the instructions for [Scenario B](#) and read the information contained in [Exemption 4 Guidance and Information](#).
- If your research meets the criteria for any of the other five exemptions, follow the instructions for [Scenario C](#).

Remember that you need to identify which exemption(s) you believe is applicable to your research, and provide a justification for the exemption(s) with sufficient information about the involvement of human subjects to allow a determination by peer reviewers and NIH staff that the claimed exemption(s) is appropriate.

If you answered “No” to Question 2, then your research does not qualify for one of the exemptions, and your research is not exempt from full IRB review. Proceed to [Question 3](#).

If you need to consider an alternative scenario, return to the [Decision Table](#).

CLINICAL RESEARCH

Question 3: Does your proposed research meet the definition of clinical research?

The NIH defines Clinical Research as:

- (1) Patient-oriented research. Research conducted with human subjects (or on material of human origin such as tissues, specimens and cognitive phenomena) for which an investigator (or colleague) directly interacts with human subjects. Excluded from this definition are in vitro studies that utilize human tissues that cannot be linked to a living individual. Patient-oriented research includes: (a) mechanisms of human disease, (b) therapeutic interventions, (c) clinical trials, or (d) development of new technologies.
- (2) Epidemiologic and behavioral studies.
- (3) Outcomes research and health services research.

Clinical research that does not meet the criteria for a clinical trial or an NIH-defined Phase III clinical trial must follow the instructions in [Scenario D](#).

Research projects that meet the criteria for Exemption 4 are not considered “clinical research.” Investigators who propose research that meets the criteria for Exemption 4 must follow the instructions provided in [Scenario B](#).

Guidance and Additional Instructions

If you answered “Yes” to Question 3, then proceed to [Question 4](#) and [Question 5](#) to determine whether your research meets the criteria for a clinical trial or an NIH-defined Phase III clinical trial.

If you answered “No,” then you need to consider an alternative Scenario. Return to the [Decision Table](#).

CLINICAL TRIAL

Question 4: Does your proposed research include a clinical trial?

The NIH defines a *clinical trial* as a prospective biomedical or behavioral research study of human subjects that is designed to answer specific questions about biomedical or behavioral interventions (drugs, treatments, devices, or new ways of using known drugs, treatments, or devices).

Clinical trials are used to determine whether new biomedical or behavioral interventions are safe, efficacious, and effective.

Behavioral human subjects research involving an intervention to modify behavior (diet, physical activity, cognitive therapy, etc.) fits these criteria of a clinical trial.

Human subjects research to develop or evaluate clinical laboratory tests (e.g. imaging or molecular diagnostic tests) might be considered to be a clinical trial if the test will be used for medical decision-making for the subject or the test itself imposes more than minimal risk for subjects.

Biomedical clinical trials of experimental drug, treatment, device or behavioral intervention may proceed through four phases:

Phase I clinical trials test a new biomedical intervention in a small group of people (e.g., 20-80) for the first time to evaluate safety (e.g., to determine a safe dosage range, and to identify side effects).

Phase II clinical trials study the biomedical or behavioral intervention in a larger group of people (several hundred) to determine efficacy and to further evaluate its safety.

Phase III studies investigate the efficacy of the biomedical or behavioral intervention in large groups of human subjects (from several hundred to several thousand) by comparing the intervention to other standard or experimental interventions as well as to monitor adverse effects, and to collect information that will allow the intervention to be used safely.

Phase IV studies are conducted after the intervention has been marketed. These studies are designed to monitor effectiveness of the approved intervention in the general population and to collect information about any adverse effects associated with widespread use.

Guidance and Additional Instructions

If you answered “Yes” to Question 4, then you will need to provide a general description of a Data and Safety Monitoring Plan. See [Scenario E](#).

Also continue to [Question 5](#) to determine whether your research meets the criteria for an NIH-defined Phase III clinical trial.

If you answered “Yes” to Question 3 (Clinical Research) and “No” to Question 4 (Clinical Trial), then follow the instructions for [Scenario D](#).

If you answered “No” to Question 4, you will need to consider an alternative scenario. Return to the [Decision Table](#).

NIH-DEFINED PHASE III CLINICAL TRIAL

Question 5: Does your proposed research meet criteria for an NIH-Defined Phase III Clinical Trial?

An *NIH-Defined Phase III Clinical Trial* is a broadly based prospective Phase III clinical investigation, usually involving several hundred or more human subjects, for the purpose of either evaluating an experimental intervention in comparison with a standard or control intervention or of comparing two or more existing treatments. Often the aim of such investigation is to provide evidence leading to a scientific basis for consideration of a change in health policy or standard of care. The definition includes pharmacologic, non-pharmacologic, and behavioral interventions given for disease prevention, prophylaxis, diagnosis, or therapy. Community trials and other population-based intervention trials are also included.

If your research meets the above criteria, then in addition to providing a Data and Safety Monitoring Plan, you will be expected to address whether you expect to find clinically important sex/gender and/or race/ethnicity differences in the intervention effect. The discussion may include supporting evidence and/or data derived from prior animal studies, clinical observations, metabolic studies, genetic studies, pharmacology studies, and observational, natural history, epidemiology, and other relevant studies.

You will be expected to provide a Research Plan that must include one of the following plans:

- Plans to conduct valid analyses to detect significant differences in intervention effect among sex/gender and/or racial/ethnic subgroups when prior studies strongly support these significant differences among subgroups, OR
- Plans to include and analyze sex/gender and/or racial/ethnic subgroups when prior studies strongly support no significant differences in intervention effect between subgroups. (Representation of sex/gender and racial/ethnic groups is not required as subject selection criteria, but inclusion is encouraged.), OR
- Plans to conduct valid analyses of the intervention effect in sex/gender and/or racial/ethnic subgroups (without requiring high statistical power for each subgroup) when the prior studies neither support nor negate significant differences in intervention effect between subgroups.

Guidance and Additional Instructions

If you answered “Yes” to Question 5, then follow the instructions for [Scenario F](#).

If you answered “No,” then you need to consider an alternative Scenario. Return to the [Decision Table](#).

EXEMPTION 4 GUIDANCE AND INFORMATION

Research that meets the criteria for Exemption 4 is Human Subjects Research, but it is not considered clinical research.

Exemption 4 includes research projects involving the collection or study of *existing* data, documents, records, pathological specimens, or diagnostic specimens, if these sources are *publicly available* or if the information is recorded by the investigator in such a manner that subjects cannot be identified, directly or through *identifiers* linked to the subjects.

What is meant by “existing” data or specimens?

Exemption 4 applies to retrospective studies of specimens and/or data that have already been collected. The materials must be “on the shelf” (or in the freezer) at the time the protocol is submitted to the IRB or other designated officials at your institution to determine whether the research is indeed exempt. Research that involves the ongoing collection of specimens and/or data does not meet the criteria for Exemption 4.

What is meant by “publicly available sources”?

This language in the regulation was intended to apply to public sources of data, such as census data. Its meaning with respect to human tissue specimens is widely debated. Although there are organizations that make human cells and tissues broadly accessible to the research community, these materials are not usually available to the public at large and are not generally considered to be publicly available.

What is meant by “identifiers linked to the subjects”?

Identifiers, such as names, social security numbers, medical record numbers, or pathology accession numbers, or other codes that permit specimens to be linked to living individuals and perhaps also to associated medical information.

How can I determine whether my research meets the criteria for Exemption 4?

The human subjects regulations decision charts (<http://www.hhs.gov/ohrp/humansubjects/guidance/decisioncharts.htm>) from the Office of Human Research Protection (OHRP) will help you to see whether your research falls under the human subjects regulations and if so, whether a research project meets the criteria for Exemption 4.

OHRP advises that investigators should not have the authority to make an independent determination that research involving human subjects is exempt. OHRP guidance states that Exemptions should be independently determined (<http://www.hhs.gov/ohrp/humansubjects/guidance/irb71102.pdf>). Institutions often designate their IRB to make this determination. Because NIH does not require IRB approval at time of application, the exemptions designated in item 4a often represent the opinion of the PD/PI, and the justification(s) provided by the PD/PI for the exemption(s) is/are evaluated during peer review.

Information is also available on the NIH Office of Extramural Research website at <http://grants.nih.gov/grants/policy/hs/index.htm>.

How can you determine whether research that involves only the use of specimens and/or data from pathology archives or a specimen bank and/or data repository is human subjects research?

The research described in your application may include more than one research project; thus the application may include separate projects that meet the requirements for either human subjects research, exempt human subjects research, or are not defined as human subjects research. Examples are provided below:

- If the specimens and/or data were obtained specifically for the currently proposed research project through intervention or interaction with a living individual, then your research is human subjects research.
- If you receive or have access to individually identifiable specimens or data from living individuals (e.g., pathology or medical records), your proposed research is human subjects research.
- If you receive or have access to existing individually identifiable private information or identifiable specimens from living individuals (e.g., pathology or medical records), but you as the investigator or your collaborator record the information in such a manner that you cannot subsequently access or obtain direct or indirect identifiers that are linked to the subjects the research project that you conduct using data recorded in this manner meets the requirements of Exemption 4. If you will retain or can access any identifiers, the research project is not exempt under Exemption 4.
- If you are using specimens and/or data and neither you nor your collaborators can identify the subjects from whom the specimens and/or data were obtained either directly or indirectly through coding systems, the HHS human subjects regulations (45 CFR Part 46) do not apply at all.
- If your research involves only coded private information/data or coded specimens, OHRP does not consider this research to involve human subjects as defined under the HHS Protection of Human Subjects Regulations (45 CFR Part 46.102(f)) *if* the following conditions are *both* met:
 - the private information/data or specimens were not collected specifically for the currently proposed research project through an interaction or intervention with living individuals; *and*
 - the investigator(s) cannot readily ascertain the identity of the individual(s) to whom the coded private information or specimens pertain because, for example:
 - (a) the key to decipher the code is destroyed before the research begins;
 - (b) the investigators and the holder of the key enter into an agreement prohibiting the release of the key to the investigators under any circumstances, until the individuals are deceased;
 - (c) there are IRB-approved written policies and operating procedures for a repository or data management center that prohibit the release of the key to the investigators under any circumstances, until the individuals are deceased; or
 - (d) there are other legal requirements prohibiting the release of the key to the investigators, until the individuals are deceased.

Guidance and Additional Instructions

If your research meets the criteria for Exemption 4, refer to [Scenario B](#).

If you need to consider an alternative scenario, return to the [Decision Table](#).

INSTRUCTIONS PERTAINING TO NON-EXEMPT HUMAN SUBJECTS RESEARCH

In your application narrative, create a section entitled “E. Human Subjects Research” immediately following the last entry in the Research Design and Methods section. Although no specific page limitation applies to this section of the application, be succinct. Scientific Review Groups will assess each application as being “acceptable” or “unacceptable” with regard to the protection of human subjects.

As the first entry, create a heading entitled “Protection of Human Subjects.” Use subheadings to address the issues listed under items 1-4 below.

If your research includes a clinical trial, address item 5, “Data and Safety Monitoring Plan.”

Protection of Human Subjects

1. RISKS TO THE SUBJECTS

a. **Human Subjects Involvement and Characteristics**

- Describe the proposed involvement of human subjects in the work outlined in the Research Design and Methods section.
- Describe the characteristics of the subject population, including their anticipated number, age range, and health status.
- Identify the criteria for inclusion or exclusion of any subpopulation.
- Explain the rationale for the involvement of special classes of subjects, such as fetuses, neonates, pregnant women, children, prisoners, institutionalized individuals, or others who may be considered vulnerable populations. Note that ‘prisoners’ includes all subjects involuntarily incarcerated (for example, in detention centers) as well as subjects who become incarcerated after the study begins.
- List any collaborating sites where human subjects research will be performed, and describe the role of those sites in performing the proposed research.

b. **Sources of Materials**

- Describe the research material obtained from living human subjects in the form of specimens, records, or data.
- Describe any data that will be recorded on the human subjects involved in the project.
- Describe the linkages to subjects, and indicate who will have access to subject identities.
- Provide information about how the specimens, records, or data are collected and whether material or data will be collected specifically for your proposed research project.

c. **Potential Risks**

- Describe the potential risks to subjects (physical, psychological, social, legal, or other), and assess their likelihood and seriousness to the subjects.
- Where appropriate, describe alternative treatments and procedures, including the risks and benefits of the alternative treatments and procedures to participants in the proposed research.

2. ADEQUACY OF PROTECTION AGAINST RISKS

a. **Recruitment and Informed Consent**

- Describe plans for the recruitment of subjects (where appropriate) and the process for obtaining informed consent. If the proposed studies will include children, describe the process for meeting requirements for parental permission and child assent.
- Include a description of the circumstances under which consent will be sought and obtained, who will seek it, the nature of the information to be provided to prospective subjects, and the method of documenting consent. Informed consent document(s) need not be submitted to the PHS agencies unless requested.

b. **Protection Against Risk**

- Describe planned procedures for protecting against or minimizing potential risks, including risks to confidentiality, and assess their likely effectiveness.
- Where appropriate, discuss plans for ensuring necessary medical or professional intervention in the event of adverse effects to the subjects. Studies that involve clinical trials (biomedical and behavioral intervention studies) must include a description of the plan for data and safety monitoring of the research and adverse event reporting to ensure the safety of subjects.

3. POTENTIAL BENEFITS OF THE PROPOSED RESEARCH TO THE SUBJECTS AND OTHERS

- Discuss the potential benefits of the research to the subjects and others.
- Discuss why the risks to subjects are reasonable in relation to the anticipated benefits to subjects and others.

4. IMPORTANCE OF THE KNOWLEDGE TO BE GAINED

- Discuss the importance of the knowledge gained or to be gained as a result of the proposed research.
- Discuss why the risks to subjects are reasonable in relation to the importance of the knowledge that reasonably may be expected to result.

NOTE: Test articles (investigational new drugs, devices, or biologicals) including test articles that will be used for purposes or administered by routes that have not been approved for general use by the Food and Drug Administration (FDA) must be named. State whether the 30-day interval between submission of applicant certification to the FDA and its response has elapsed or has been waived and/or whether use of the test article has been withheld or restricted by the Food and Drug Administration, and/or the status of requests for an IND or IDE covering the proposed use of the test article in the Research Plan.

5. DATA AND SAFETY MONITORING PLAN

- If your research includes a clinical trial, create a heading entitled “Data and Safety Monitoring Plan.”
- Provide a general description of a monitoring plan that you plan to establish as the overall framework for data and safety monitoring. Describe the entity that will be responsible for monitoring and the process by which Adverse Events (AEs) will be reported to the Institutional Review Board (IRB), the funding I/C, the NIH Office of Biotechnology Activities (OBA), and the Food and Drug Administration (FDA) in accordance with Investigational New Drug (IND) or Investigational Device Exemption (IDE) regulations. Be succinct. Contact the FDA (<http://www.fda.gov/>) and also see the following websites for more information related to IND and IDE requirements:

http://www.access.gpo.gov/nara/cfr/waisidx_01/21cfr312_01.html (IND)

http://www.access.gpo.gov/nara/cfr/waisidx_01/21cfr812_01.html (IDE)

- The frequency of monitoring will depend on potential risks, complexity, and the nature of the trial; therefore, a number of options for monitoring trials are available. These can include, but are not limited to, monitoring by a:
 - a. PD/PI (required)
 - b. Independent individual/Safety Officer
 - c. Designated medical monitor
 - d. Internal Committee or Board with explicit guidelines
 - e. Data and Safety Monitoring Board (DSMB). NIH specifically requires the establishment of Data and Safety Monitoring Boards (DSMBs) for *multi-site* clinical trials involving interventions that entail potential *risk* to the participants, and generally for Phase III clinical trials. Although Phase I and Phase II clinical trials may also use DSMBs, smaller clinical trials may not require this oversight format, and alternative monitoring plans may be appropriate.
 - f. Institutional Review Board (IRB - required)
- A detailed Data and Safety Monitoring Plan must be submitted to the applicant's IRB and subsequently to the funding IC for approval prior to the accrual of human subjects (<http://grants.nih.gov/grants/guide/notice-files/NOT-OD-00-038.html>). For additional guidance on creating this Plan, see the above reference.

Guidance and Additional Instructions

Proceed to [Inclusion of Women and Minorities](#).

INCLUSION OF WOMEN AND MINORITIES

Create a section heading entitled “Inclusion of Women and Minorities” and place it immediately following the “Protection of Human Subjects” section. Although no specific page limitation applies to this section of the application, be succinct.

Scientific Review Groups will assess each application as being “acceptable” or “unacceptable” with regard to the protection of human subjects.

In this section of the Research Plan, address, at a minimum, the following four points:

1. The targeted/planned distribution of subjects by sex/gender and racial/ethnic groups for each proposed study or protocol using the format in the Targeted/Planned Enrollment Table. (Instructions for completing this table are provided below.) If you are using existing specimens and/or data that does not meet the criteria for Exemption 4 and you do not have access to information on the distribution of women and minorities, so state and explain the impact on the goals of the research as part of the rationale that inclusion is inappropriate (item 3 below). Alternatively, you may describe the women and minority composition of the population base from whom the specimens and/or data will be obtained. Include the Targeted/Planned Enrollment Table in this section.
2. A description of the subject selection criteria and rationale for selection of sex/gender and racial/ethnic group members in terms of the scientific objectives and proposed study design. The description may include, but is not limited to, information on the population characteristics of the disease or condition under study.
3. A compelling rationale for proposed exclusion of any sex/gender or racial/ethnic group (see examples below).
4. A description of proposed outreach programs for recruiting sex/gender and racial/ethnic group members as subjects.

Examples of acceptable justifications for exclusion of:

A. One gender:

1. One gender is excluded from the study because:
 - inclusion of these individuals would be inappropriate with respect to their health;
 - the research question addressed is relevant to only one gender;
 - evidence from prior research strongly demonstrates no difference between genders;
 - sufficient data already exist with regard to the outcome of comparable studies in the excluded gender, and duplication is not needed in this study.
2. One gender is excluded or severely limited because the purpose of the research constrains the applicant’s selection of study subjects by gender (e.g., uniquely valuable stored specimens or existing datasets are single gender; very small numbers of subjects are involved; or overriding factors dictate selection of subjects, such as matching of transplant recipients, or availability of rare surgical specimens).
3. Gender representation of specimens or existing datasets cannot be accurately determined (e.g., pooled blood samples, stored specimens, or data-sets with incomplete gender documentation are used), and this does not compromise the scientific objectives of the research.

B. Minority groups or subgroups:

1. Some or all minority groups or subgroups are excluded from the study because:

- Inclusion of these individuals would be inappropriate with respect to their health;
 - The research question addressed is relevant to only one racial or ethnic group;
 - Evidence from prior research strongly demonstrates no differences between racial or ethnic groups on the outcome variables;
 - A single minority group study is proposed to fill a research gap;
 - Sufficient data already exists with regard to the outcome of comparable studies in the excluded racial or ethnic groups and duplication is not needed in this study.
2. Some minority groups or subgroups are excluded or poorly represented because the geographical location of the study has only limited numbers of these minority groups who would be eligible for the study, and the investigator has satisfactorily addressed this issue in terms of:
- The size of the study;
 - The relevant characteristics of the disease, disorder or condition;
 - The feasibility of making a collaboration or consortium or other arrangements to include representation.
- Some minority groups or subgroups are excluded or poorly represented because the purpose of the research constrains the applicant's selection of study subjects by race or ethnicity (e.g., uniquely valuable cohorts, stored specimens or existing datasets are of limited minority representation, very small numbers of subjects are involved, or overriding factors dictate selection of subjects, such as matching of transplant recipients or availability of rare surgical specimens).
3. Racial or ethnic origin of specimens or existing datasets cannot be accurately determined (e.g., pooled blood samples, stored specimens or data sets with incomplete racial or ethnic documentation are used) and this does not compromise the scientific objectives of the research.

Additional Instructions and Requirements When NIH-Defined Phase III Clinical Trials Are Proposed

If your proposed research includes an [NIH-Defined Phase III Clinical Trial](#), the section on Inclusion of Women and Minorities also must address whether you expect to find clinically important sex/gender and/or race/ethnicity differences in the intervention effect. The discussion may include supporting evidence and/or data derived from prior animal studies, clinical observations, metabolic studies, genetic studies, pharmacology studies, and observational, natural history, epidemiology and other relevant studies. Your discussion of expected sex/gender and/or race/ethnicity differences in intervention effect must include selection and discussion of one of the following analysis plans:

- Plans to conduct valid analyses to detect significant differences in intervention effect among sex/gender and/or racial/ethnic subgroups when prior studies strongly support these significant differences among subgroups, *or*
- Plans to include and analyze sex/gender and/or racial/ethnic subgroups when prior studies strongly support no significant differences in intervention effect between subgroups. (Representation of sex/gender and racial/ethnic groups is not required as subject selection criteria, but inclusion is encouraged.), *or*
- Plans to conduct valid analyses of the intervention effect in sex/gender and/or racial/ethnic subgroups (without requiring high statistical power for each subgroup) when the prior studies neither support nor negate significant differences in intervention effect between subgroups.

Instructions for Completing the Targeted/Planned Enrollment Tables for Reporting Race and Ethnicity Data for Subjects in Clinical Research

A. New Applications and Clinical Research Studies begun after January 10, 2002:

All new clinical research studies should collect and report information on participants with respect to two categories of ethnicity and five categories of race. The new [Inclusion Enrollment Report](#) Table for reporting summary data on participants to NIH includes two categories of ethnicity and five categories of race and is based on recent changes by the Office of Management and Budget (OMB) regarding standards for data on race and ethnicity. Investigators should review the instructions and Frequently Asked Questions about using the new Enrollment Table format at <http://grants.nih.gov/grants/guide/notice-files/NOT-OD-01-053.html>.

When reporting these data in the aggregate, investigators should report: (a) the number of respondents in each ethnic category; (b) the number of respondents who selected only one category for each of the five racial categories; (c) the total number of respondents who selected multiple racial categories reported as the “number selecting more than one race,” and (d) the number of respondents in each racial category who are Hispanic or Latino. Investigators may provide the detailed distributions, including all possible combinations, of multiple responses to the racial designations as additional information. However, more detailed items should be designed in a way that they can be aggregated into the required categories for reporting purposes.

For new applications and clinical research studies begun after January 10, 2002, use the [Targeted/Planned Enrollment Table](#) format.

Provide the study title.

The “Total Planned Enrollment” means the number of subjects that are expected to be enrolled during the entire period of the study and are needed to evaluate the research question. The “Total Planned Enrollment” will be reported in two ways in the table: by “Ethnic Category” and by “Racial Categories.”

“Ethnic Category”: Provide the numeric distribution of the Total Planned Enrollment according to ethnicity and sex/gender in the top part of the table.

“Racial Categories”: Provide the numeric distribution of the Total Planned Enrollment, this time by racial categories and sex/gender, in the bottom part of the table. Note that Hispanic is not a racial category.

If there is more than one study/protocol, provide a separate table for each.

List any proposed racial/ethnic subpopulations below the table.

How should I report race and ethnicity data when my research involves a foreign population?

Investigators are encouraged to design their data collection instruments in ways that allow respondent self-identification of their racial and ethnic affiliation. However, these items should be designed in a way that they can be aggregated into the required categories. Also, the investigator can report on any racial/ethnic subpopulations by listing this information in an attachment to the required table. This may be particularly useful when distinctive subpopulations are relevant to the scientific hypotheses being studied.

When completing the tables, investigators should asterisk and footnote the table indicating that data includes foreign participants. If the aggregated data only includes foreign participants, the investigator should provide information in one table with an asterisk and footnote. However, if the study includes both domestic and foreign participants, the investigator should complete two separate tables – one for domestic data and one for foreign data, with an asterisk and footnote accompanying the table with foreign data.

B. Clinical Research Studies begun before January 10, 2002:

If the proposed research uses existing data, then use the formats below for competing continuations and competing supplements. Investigators should review the instructions and Frequently Asked Questions about using the new Enrollment Table format at <http://grants.nih.gov/grants/guide/notice-files/NOT-OD-01-053.html>.

Competing Continuations:

For competing continuations involving the collection of new/additional clinical data, use the “[Targeted/Planned Enrollment Table](#)” and the instructions above. *Note:* If you choose to report information with the new Targeted/Planned Enrollment Table, you must continue to use this format for the remaining years of the project.

For competing continuations involving studies begun before January 10, 2002 that do not involve the collection of new/additional clinical data, the data on ethnicity/race and sex/gender may be presented in EITHER the [Targeted/Planned Enrollment Table](#) OR the [4/98 Version of the Inclusion Table](#). If data were originally collected from study subjects using two questions (one about ethnicity and one about race) and subjects were given the option of selecting more than one race, then use the Targeted/Planned Enrollment Table. Otherwise, use the 4/98 Version of the Inclusion Table, which uses a combined race/ethnicity format with five categories.

Competing Supplements:

For competing supplemental applications involving studies begun before January 10, 2002, investigators may report ethnicity/race and sex/gender composition using EITHER the [Inclusion Enrollment Report](#) OR the [4/98 Version of the Inclusion Table](#). If data are being collected using two questions (one about ethnicity and one about race) and subjects were given the option of selecting more than one race, then use the Targeted/Planned Enrollment Table. *Note:* If you choose to report information with the new Targeted/Planned Enrollment Table, you must continue to use this format for the remaining years of the project.

If data are being collected using one question that combines ethnicity and race, use the 4/98 Version of the Inclusion Table. For previously funded studies that used the 4/98 Version of the Inclusion Table the earlier reporting format is NOT directly transferable to the format.

C. What Inclusion/Enrollment Table Should PDs/Pis Use for Reporting Accrual Data to NIH? (New versus Old Table)

The following instructions apply to progress reports, whether submitted as part of a non-competing or competing application.

Guidelines for choosing the new Inclusion Enrollment Report Table versus the old Inclusion Table are as follows:

New Inclusion Enrollment Report

- Studies begun after January 10, 2002, must be designed to ask participants two questions, one about their ethnicity and one about their race, and investigators must use the new Inclusion Enrollment Report table format for reporting summary data to NIH.
- Project Directors/Principal Investigators (PDs/Pis) who started a study prior to January 10, 2002 using the old Inclusion Table format for reporting summary data to NIH may switch to the new Inclusion Enrollment Report format if they choose to do so, but they must also change their data collection methods to ask two questions (one about ethnicity and another about race) rather than one question (that combined race and ethnicity) for all participants enrolled in the study from that point on.

- For studies that began prior to January 10, 2002: When the study is submitted for competing continuation (Type 2) and plans to collect new/additional data, the PD/PI is required to change to the new standards for collecting data and use the new Inclusion Enrollment Report format for reporting data to NIH. In some cases, this will mean that PDs/PIs will need to re-ask study participants about their race and ethnicity using the new two-question format. Note: PDs/PIs should not ask again about race and ethnicity if the subjects are no longer participating in the study.

Old Inclusion Table (4/98 Version)

- Studies begun prior to January 10, 2002 (and now in their non-competing Type 5 period) that were structured with one question about race and ethnicity may continue to report enrollment/accrual data to NIH based on the old form, i.e., using five categories of race/ethnicity. However, when they come in for competitive renewal (Type 2), they will need to change to the new standards/new form for any additional data collection.
- PDs/PIs should not switch to the new form if only one question about race and ethnicity is used in data collection.

Investigators who have questions about these choices should contact NIH program staff for advice.

Guidance and Additional Instructions

After you have completed the Inclusion of Women and Minorities section, proceed to [Inclusion of Children](#).

ARCHIVED

INCLUSION OF CHILDREN

- Create a section entitled “Inclusion of Children” and place it immediately following the last entry in the Inclusion of Women and Minorities section.
- For the purpose of implementing these guidelines, a *child* is defined as an individual under the age of 21 years (for additional information see <http://grants.nih.gov/grants/funding/children/children.htm> and <http://grants.nih.gov/grants/guide/notice-files/not98-024.html>).
- Provide either a description of the plans to include children or, if children will be excluded from the proposed research, application, or proposal, then you must present an acceptable justification (see below) for the exclusion.
- If children are included, the description of the plan should include a rationale for selecting a specific age range of children. The plan also must include a description of the expertise of the investigative team for dealing with children at the ages included, of the appropriateness of the available facilities to accommodate the children, and the inclusion of a sufficient number of children to contribute to a meaningful analysis relative to the purpose of the study.
- Scientific Review Groups will assess each application as being “acceptable” or “unacceptable” with regard to the age-appropriate inclusion or exclusion of children in the research project.
- When children are involved in research, the Additional Protections for Children Involved as Subjects in Research ([45 CFR Part 46 Subpart D](#)) apply and must be addressed in the “Human Subjects Research and Protection from Risks” subheading.

Justifications for Exclusion of Children

For the purposes of this policy, all individuals under 21 are considered children; however, exclusion of any specific age group, such as individuals under 18, should be justified in this section.

It is expected that children will be included in all clinical research unless one or more of the following exclusionary circumstances can be fully justified:

1. The research topic to be studied is not relevant to children.
2. There are laws or regulations barring the inclusion of children in the research.
3. The knowledge being sought in the research is already available for children or will be obtained from another ongoing study, and an additional study will be needlessly redundant. Documentation of other studies justifying the exclusions should be provided. NIH program staff can be contacted for guidance on this issue if the information is not readily available.
4. A separate, age-specific study in children is warranted and preferable. Examples include:
 - a. The condition is relatively rare in children, as compared to adults (in that extraordinary effort would be needed to include children, although in rare diseases or disorders where the applicant has made a particular effort to assemble an adult population, the same effort would be expected to assemble a similar child population with the rare condition); or
 - b. The number of children is limited because the majority are already accessed by a nationwide pediatric disease research network; or
 - c. Issues of study design preclude direct applicability of hypotheses and/or interventions to both adults and children (including different cognitive, developmental, or disease stages or different age-related metabolic processes). While this situation may represent a

justification for excluding children in some instances, consideration should be given to taking these differences into account in the study design and expanding the hypotheses tested, or the interventions planned, to allow inclusion of children rather than excluding them.

5. Insufficient data are available in adults to judge potential risk in children (in which case one of the research objectives could be to obtain sufficient adult data to make this judgment). Although children usually should not be the initial group to be involved in research studies, in some instances, the nature and seriousness of the illness may warrant their participation earlier based on careful risk and benefit analysis.
6. Study designs are aimed at collecting additional data on pre-enrolled adult study subjects (e.g., longitudinal follow-up studies that did not include data on children).
7. Other special cases can be justified by the investigator and found acceptable to the review group and the Institute Director.

Guidance and Additional Instructions

After you have completed this section of the application, proceed to *Vertebrate Animals*.

See Policy on [Inclusion of Children](#).

ARCHIVED

SCENARIO A: NO HUMAN SUBJECTS RESEARCH PROPOSED

Criterion

If you are uncertain as to whether your research involves Human Subjects please read: [Question 1: Does your proposed research involve human subjects?](#)

Instructions

Check the box marked “No” on the Other Project Information Component, Item 1.

In your application narrative, create a heading labeled “Human Subjects Research” and place it immediately after the last entry in the Research Design and Methods section. Include the following statement below the heading: “No Human Subjects Research is proposed in this application.”

If your proposed research involves human specimens and/or data from subjects, please provide a justification for your claim that no human subjects are involved. (See guidance under [Question 1. Does your proposed research involve human subjects?](#))

Guidance and Additional Instructions

The material that you provide will be used by reviewers as part of their evaluations on the research design and methods of your proposed research.

Do not follow the instructions for Scenario A if research activities involving human subjects are planned at any time during the proposed project period, either at the applicant organization or at any other performance site or collaborating institution. You will need to consider an alternative scenario.

If you need to consider an alternative scenario return to the [Decision Table](#).

or

After you have completed this section of the application, proceed to Vertebrate Animals.

SCENARIO B: HUMAN SUBJECTS RESEARCH CLAIMING EXEMPTION 4

Criteria

Human Subjects Research	Yes
Exemption	4
Clinical Research	No
Clinical Trial	N/A
NIH-Defined Phase III Clinical Trial	N/A

Instructions and Required Information

Although no specific page limitation applies to this section of the application, be succinct in your responses.

Check the box marked “Yes” on the Other Project Information Component, Item 1. Check “Yes” if activities involving human subjects are planned at any time during the proposed project period, either at the applicant organization or at any other performance site or collaborating institution. “Yes” should be checked even if the research is exempt from requirements in the Federal regulations for the protection of human subjects ([45 CFR Part 46](#)).

Indicate that you are claiming Exemption 4 in Item 1a and enter “NA” for the Human Subject Assurance Number, since no assurance is needed.

In your application narrative, create a heading entitled “Human Subjects Research” and place it immediately after the last entry in the Research Design and Methods section. Include the following statement below the heading: “This Human Subjects Research falls under Exemption 4.”

Address the following three items in this new section:

1. Human Subjects Involvement and Characteristics:

- a. Describe the proposed involvement of human subjects in the work outlined in the Research Design and Methods section.
- b. Describe the characteristics of the subject population, including their anticipated number, age range, and health status. If the characteristics of the population are not available, then the applicant should indicate that the information is unknown.
- c. Identify the criteria for inclusion or exclusion of any subpopulation.
- d. Explain the rationale for the involvement of vulnerable populations, such as fetuses, neonates, pregnant women, children, institutionalized individuals, or others who may be considered vulnerable populations. [Exemptions 1-6](#) do not apply to research involving prisoners or subjects who become prisoners (see [45 CFR Part 46 Subpart C](#)). Although Exemptions 1 and 3-6 apply to research involving children (see [45 CFR Part 46 Subpart D](#)), [Exemption 2](#) can only be used for research involving observations of public behavior when the investigator(s) do not participate in the activities being observed.
- e. List any collaborating sites where human subjects research will be performed and describe the role of those sites in performing the proposed research.

2. Sources of Materials:

- a. Describe the research material obtained from living human subjects in the form of specimens, records, or data.
- b. Describe any data that will be recorded on the human subjects involved in the project.
- c. Describe the linkages to subjects, and indicate who will have access to subject identities.
- d. Provide information about when the specimens, records, or data were collected and whether new material or data will need to be collected specifically for your proposed research project.

3. Justification for Exemption:

- a. Indicate that you are claiming Exemption 4.
- b. Provide a justification for why your research meets the criteria for Exemption 4.

Guidance and Additional Instructions

The material that you provide will be used by reviewers as part of their evaluations on the research design and methods of your proposed research.

What types of research meet the criteria for Exemption 4? Research projects involving the collection or study of existing data, documents, records, pathological specimens, or diagnostic specimens, if these sources are publicly available or if the information is recorded by the investigator in such a manner that subjects cannot be identified, directly or through identifiers linked to the subjects. Determining the appropriateness of Exemption 4 for research using specimens and data can be complex.

Note: Prospective collection of additional specimens does not meet the criteria for Exemption 4.

If you are uncertain as to whether your research meets the criteria for Exemption 4, refer to [Exemption 4 Guidance and Information](#).

If you need to consider an alternative scenario, return to the [Decision Table](#).

After you have completed this section of the application, proceed to Vertebrate Animals.

SCENARIO C: HUMAN SUBJECTS RESEARCH CLAIMING EXEMPTION 1, 2, 3, 5, OR 6

Criteria

Human Subjects Research	Yes
Exemption Claimed	1, 2, 3, 5, 6
Clinical Research	Yes
Clinical Trial	N/A
NIH-Defined Phase III Clinical Trial	N/A

Instructions and Required Information

Although no specific page limitation applies to this section of the application, be succinct.

Check the box marked “Yes” on the Other Project Information Component, Item 1, enter the exemption number that you are claiming in Item 1a. Enter “NA” for the Human Subject Assurance Number, since no OHRP assurance number is needed for exempt research.

Although your research may be exempt from the IRB oversight provisions, it is still human subjects research, and you need to follow the instructions that are identified for each of the following topics and provide the information that is requested.

In your application narrative, create a heading entitled “Human Subjects Research” and place it immediately after the last entry in the Research Design and Methods section. Address the following items in this new section. Include the following statement below the heading: “This Human Subjects Research falls under Exemption(s)”

1. Human Subjects Involvement and Characteristics:

- a. Describe the proposed involvement of human subjects in the work outlined in the Research Design and Methods section.
- b. Describe the characteristics of the subject population, including their anticipated number, age range, and health status.
- c. Identify the criteria for inclusion or exclusion of any subpopulation (e.g., men, women, children).
- d. Explain the rationale for the involvement of vulnerable populations, such as fetuses, neonates, pregnant women, children, institutionalized individuals. Please note that research involving prisoners is not exempt under any category (see [45 CFR Part 46 Subpart C](#)).
- e. List any collaborating sites where human subjects research will be performed and describe the role of those sites in performing the proposed research.

2. Sources of Materials:

- a. Describe the sources of the research material obtained from living human subjects in the form of specimens, records, or data.
- b. Describe any data that will be recorded on the human subjects involved in the project.
- c. Describe the linkages to subjects and indicate who will have access to subject identities.

- d. Provide information about when the specimens, records, or data were collected and whether new material or data will need to be collected specifically for your proposed research project.

3. Justification for Exemption(s):

In this section, identify which exemption(s) (1, 2, 3, 5, or 6) you are claiming. (If you are claiming Exemption 4 please refer to [Scenario B](#) and the appropriate instructions.) Justify why your research is appropriate for the exemption(s) that you have claimed.

4. Inclusion of Women and Minorities ([click and follow instructions](#))

The inclusion of women and members of minority groups and their subpopulations must be addressed in developing a research design appropriate to the scientific objectives of the study.

Create a section entitled “Inclusion of Women and Minorities” and place it immediately following the last entry in the “Human Subjects Research” section.

Describe the composition of the proposed study population in terms of sex/gender and racial/ethnic group, and provide a rationale for selection of such subjects. Such a plan should contain a description of the proposed outreach programs for recruiting women and minorities as participants. See http://grants.nih.gov/grants/funding/women_min/women_min.htm.

Include the Targeted/Planned Enrollment Table here.

5. Inclusion of Children ([click and follow instructions](#))

For the purpose of implementing these guidelines, a *child* is defined as an individual under the age of 21 years. (For additional information see <http://grants.nih.gov/grants/funding/children/children.htm> and <http://grants.nih.gov/grants/guide/notice-files/not98-024.html>.)

Guidance and Additional Instructions

The material that you provide will be used by reviewers as part of their evaluations on the research design and methods of your proposed research.

If you are uncertain as to whether your research meets the criteria for an exemption please read: [Question 2: Does your proposed human subjects research meet the criteria for one or more of the exemptions in the HHS regulations?](#)

If you need to consider an alternative Scenario, return to the [Decision Table](#).

After you have completed this section of the application, proceed to Vertebrate Animals.

SCENARIO D: CLINICAL RESEARCH

Criteria

Human Subjects Research	Yes
Exemption	No
Clinical Research	Yes
Clinical Trial	No
NIH-Defined Phase III Clinical Trial	No

Instructions and Required Information

Although no specific page limitation applies to this section of the application, be succinct.

Check the box marked “Yes” on the Other Project Information Component, Item 1, and enter your OHRP assurance number in Item 1a.

In your application narrative, create a section entitled “Human Subjects Research” immediately following the last entry in the Research Design and Methods section. Include the following statement below the heading: “This Human Subjects Research meets the definition of ‘Clinical Research.’”

Create a subheading for each of the following items, follow the instructions that are identified for each topic, and provide the information that is requested:

- Protection of Human Subjects ([click and follow instructions](#))
- Inclusion of Women and Minorities ([click and follow instructions](#))
[Targeted/Planned Enrollment Table](#)
- Inclusion of Children ([click and follow instructions](#))

If your application involves collaborating sites, provide the information identified above for each participating site.

Guidance and Additional Instructions

Research that meets the criteria for Exemption 4 is not considered clinical research.

Research that uses *existing (archived)* specimens or data that *can* be linked to living individuals must address the inclusion of women, minorities and children as identified above, unless the investigator does not have access to the information.

The material that you provide will be used by reviewers as part of their evaluations on the research design and methods of your proposed research.

If you are uncertain as to whether your research meets the criteria for clinical research, read: [Question 3: Does your proposed research meet the definition of Clinical Research?](#)

If you need to consider an alternative scenario, return to the [Decision Table](#).

After you have completed this section of the application, proceed to Vertebrate Animals.

SCENARIO E. CLINICAL TRIALS

Criteria

Human Subjects Research	Yes
Exemption	No
Clinical Research	Yes
Clinical Trial	Yes
NIH-Defined Phase III Clinical Trial	No

Instructions and Required Information

Check the box marked “Yes” on the Other Project Information Component, and enter your OHRP assurance number for Item 1a.

In your application narrative, create a section entitled “Human Subjects Research” immediately following the last entry in the Research Design and Methods section. Include the following statement below the heading: “This Human Subjects Research meets the definition of a clinical trial.” Create a subheading for each of the following items, follow the instructions that are identified for each topic, and provide the information that is requested:

- Protection of Human Subjects ([click and follow instructions](#))
- Data and Safety Monitoring Plan ([click and follow instructions](#))
- Inclusion of Women and Minorities ([click and follow instructions](#))
[Targeted/Planned Enrollment Table](#)
- Inclusion of Children ([click and follow instructions](#))

If your application involves collaborating sites, provide information for each of the issues identified above for each participating site.

Guidance and Additional Instructions

The material that you provide will be used by reviewers as part of their evaluations on the research design and methods of your proposed research. If you are uncertain as to whether your research includes a clinical trial please read: [Question 4: Does your proposed research include a clinical trial?](#)

If you need to consider an alternative scenario, return to the [Decision Table](#).

After you have completed this section of the application, proceed to Vertebrate Animals.

SCENARIO F. NIH DEFINED PHASE III CLINICAL TRIAL

Criteria

Human Subjects Research:	Yes
Exempt:	No
Clinical Research:	Yes
Clinical Trial:	Yes
NIH-Defined Phase III Clinical Trial:	Yes

Instructions and Required Information

Check the box marked “Yes” on the Other Project Information Component, and enter your OHRP assurance number for Item 1a.

In your application narrative, create a section entitled “Human Subjects Research” immediately following the last entry in the Research Design and Methods section. Include the following statement below the heading: ”This Human Subjects Research is an NIH-Defined Phase III Clinical Trial.”

Follow the instructions that are identified for each of the following topics and provide the information that is requested:

- Protection of Human Subjects ([click and follow instructions](#))
- Data and Safety Monitoring Plan ([click and follow instructions](#))
- Inclusion of Women and Minorities ([click and follow instructions](#))
[Targeted/Planned Enrollment Table](#)
- Inclusion of Children ([click and follow instructions](#))

If your application involves collaborating sites, provide the information identified above for each participating site.

Guidance and Additional Instructions

The material that you provide will be used by reviewers as part of their evaluations on the research design and methods of your proposed research. If you are uncertain as to whether your research includes clinical research, read [Question 5: Does your proposed research meet criteria for an NIH-Defined Phase III Clinical Trial?](#)

If you need to consider an alternative scenario, return to the [Decision Table](#).

After you have completed this section of the application, proceed to Vertebrate Animals.

HUMAN SUBJECTS RESEARCH DEFINITIONS

Autopsy Materials. The use of autopsy materials is governed by applicable Federal, state and local law and is not directly regulated by 45 CFR Part 46.

Child. The NIH Policy on Inclusion of Children defines a child as an individual under the age of 21 years. The intent of the NIH policy is to provide the opportunity for children to participate in research studies when there is a sound scientific rationale for including them, and their participation benefits children and is appropriate under existing Federal guidelines. Thus, children must be included in NIH conducted or supported clinical research unless there are scientific and ethical reasons not to include them.

HHS Regulations ([45 CFR Part 46, Subpart D](#), Sec.401-409) provide additional protections for children involved as subjects in research, based on this definition: “Children are persons who have not attained the legal age for consent to treatments or procedures involved in research, under the applicable law of the jurisdiction in which the research will be conducted.” Generally, state laws define what constitutes a “child.” Consequently, the age at which a child’s own consent is required and sufficient to participate in research will vary according to state law. For example, some states consider a person age 18 to be an adult and therefore one who can provide consent without parental permission.

Clinical Research. NIH defines human clinical research as: (1) Patient-oriented research. Research conducted with human subjects (or on material of human origin such as tissues, specimens and cognitive phenomena) for which an investigator (or colleague) directly interacts with human subjects. Excluded from this definition are *in vitro* studies that utilize human tissues that cannot be linked to a living individual. Patient-oriented research includes: (a) mechanisms of human disease, (b) therapeutic interventions, (c) clinical trials, or (d) development of new technologies. (2) Epidemiologic and behavioral studies. (3) Outcomes research and health services research. Note: Studies falling under Exemption 4 for human subjects research are not considered clinical research by this definition.

Clinical Trial. The NIH defines a *clinical trial* as a prospective biomedical or behavioral research study of human subjects that is designed to answer specific questions about biomedical or behavioral interventions (drugs, treatments, devices, or new ways of using known drugs, treatments, or devices).

Clinical trials are used to determine whether new biomedical or behavioral interventions are safe, efficacious, and effective.

Behavioral human subjects research involving an intervention to modify behavior (diet, physical activity, cognitive therapy, etc.) fits this definition of a clinical trial.

Human subjects research to develop or evaluate clinical laboratory tests (e.g. imaging or molecular diagnostic tests) might be considered to be a clinical trial if the test will be used for medical decision making for the subject or the test itself imposes more than minimal risk for subjects.

Biomedical clinical trials of experimental drug, treatment, device or behavioral intervention may proceed through four phases:

Phase I clinical trials test a new biomedical intervention in a small group of people (e.g., 20-80) for the first time to evaluate safety (e.g., to determine a safe dosage range and to identify side effects).

Phase II clinical trials study the biomedical or behavioral intervention in a larger group of people (several hundred) to determine efficacy and to further evaluate its safety.

Phase III studies investigate the efficacy of the biomedical or behavioral intervention in large groups of human subjects (from several hundred to several thousand) by comparing the intervention to other standard or experimental interventions as well as to monitor adverse effects, and to collect information that will allow the intervention to be used safely.

Phase IV studies are conducted after the intervention has been marketed. These studies are designed to monitor effectiveness of the approved intervention in the general population and to collect information about any adverse effects associated with widespread use.

NIH-Defined Phase III Clinical Trial. For the purpose of the Guidelines an NIH-defined Phase III clinical trial is a broadly based prospective Phase III clinical investigation, usually involving several hundred or more human subjects, for the purpose of evaluating an experimental intervention in comparison with a standard or controlled intervention or comparing two or more existing treatments. Often the aim of such investigation is to provide evidence leading to a scientific basis for consideration of a change in health policy or standard of care. The definition includes pharmacologic, non-pharmacologic, and behavioral interventions given for disease prevention, prophylaxis, diagnosis, or therapy. Community trials and other population-based intervention trials are also included.

Data and Safety Monitoring Plan. NIH requires a data and safety monitoring plan for each clinical trial that will provide oversight and monitoring to ensure the safety of participants and the validity and integrity of the data. The level of monitoring should be commensurate with the risks and the size and complexity of the clinical trial. A detailed data and safety monitoring plan must be submitted to the applicant's IRB and subsequently to the funding IC for approval prior to the accrual of human subjects. The reporting of Adverse Events must be reported to the IRB, the NIH funding Institute or Center, and other required entities. This policy requirement is in addition to any monitoring requirements imposed by [45 CFR Part 46](#).

Data and Safety Monitoring Board (DSMB). NIH requires the establishment of a Data and Safety Monitoring Board (DSMB) for multi-site clinical trials involving interventions that entail potential risk to the participants, *and generally for Phase III clinical trials.*

Gender. Refers to the classification of research subjects into either or both of two categories: women and men. In some cases, representation is unknown, because gender composition cannot be accurately determined (e.g., pooled blood samples or stored specimens without gender designation).

Human Subjects. The HHS regulations "Protection of Human Subjects" (45 CFR 46, administered by OHRP) define a **human subject** as a living individual about whom an *investigator* conducting *research* obtains:

- data through *intervention* or *interaction* with the individual or
- *identifiable private information*

Investigator. The OHRP considers the term investigator to include anyone involved in conducting the research. OHRP does not consider the act of solely providing coded private information or specimens (for example, by a tissue repository) to constitute involvement in the conduct of the research. However, if the individuals who provide *coded* information or specimens also collaborate on other activities related to the conduct of the research with the investigators who receive such information or specimens, they will be considered to be involved in the conduct of the research. [OHRP's Coded Specimen Guidance]

Research. HHS regulations define *research* at 45 CFR 46.102(d) as follows:

Research means a systematic investigation, including research development, testing and evaluation, designed to develop or contribute to generalizable knowledge. Activities which meet this definition constitute research for purposes of this policy, whether or not they are conducted or supported under a program which is considered research for other purposes. For example, some demonstration and service programs may include research activities.

Obtains. In its guidance for use of coded specimens, OHRP has determined that under the definition of human subject at 45 CFR 46.102(f), *obtaining* identifiable private information or identifiable specimens for research purposes constitutes human subjects research. *Obtaining* means receiving or accessing

identifiable private information or identifiable specimens for research purposes. OHRP interprets *obtaining* to include an investigator's use, study, or analysis for research purposes of *identifiable private information* or identifiable specimens already in the possession of the investigator.

Intervention includes both physical procedures by which data are gathered (for example, venipuncture) and manipulations of the subject or the subject's environment that are performed for research purposes. (45 CFR 46.102(f))

Interaction includes communication or interpersonal contact between investigator and subject. (45 CFR 46.102(f))

Private information includes information about behavior that occurs in a context in which an individual can reasonably expect that no observation or recording is taking place, and information that has been provided for specific purposes by an individual and that the individual can reasonably expect will not be made public (for example, a medical record). Private information must be *individually identifiable* (i.e., the identity of the subject is or may readily be ascertained by the investigator or associated with the information) in order for obtaining the information to constitute research involving human subjects. (45 CFR 46.102(f))

Individually Identifiable Private Information. According to its guidance for use of coded specimens, OHRP generally considers private information or specimens to be *individually identifiable* as defined at 45 CFR 46.102(f) when they can be linked to specific individuals by the investigator(s) either directly or indirectly through *coding* systems. Conversely, OHRP considers private information or specimens not to be individually identifiable when they cannot be linked to specific individuals by the investigator(s) either directly or indirectly through coding systems.

Coded. With respect to private information or human biological specimens, *coded* means that:

- (1) identifying information (such as name or social security number) that would enable the investigator to readily ascertain the identity of the individual to whom the private information or specimens pertain has been replaced with a number, letter, symbol or combination thereof (i.e., the code); and
- (2) a key to decipher the code exists, enabling linkage of the identifying information with the private information or specimens.

Research that involves only coded private information/data or coded human biological specimens may not constitute human subjects research under the HHS human subjects regulations (45 CFR 46) if:

- the specimens and/or information/data are not obtained from an interaction/intervention with the subject specifically for the research; and
- the investigator(s) cannot readily ascertain the identity of the individual(s) to whom the coded private information or specimens pertain (e.g., the researcher's access to subject identities is prohibited).

(See the following guidance from the Office for Human Research Protections (OHRP) for additional information and examples: <http://www.hhs.gov/ohrp/humansubjects/guidance/cdeiol.pdf>.)

Significant Difference. For purposes of NIH policy, a "significant difference" is a difference that is of clinical or public health importance, based on substantial scientific data. This definition differs from the commonly used "statistically significant difference," which refers to the event that, for a given set of data, the statistical test for a difference between the effects in two groups achieves statistical significance. Statistical significance depends upon the amount of information in the data set. With a very large amount of information, one could find a statistically significant, but clinically small difference that is of very little clinical importance. Conversely, with less information one could find a large difference of potential importance that is not statistically significant.

Valid Analysis. This term means an unbiased assessment. Such an assessment will, on average, yield the correct estimate of the difference in outcomes between two groups of subjects. Valid analysis can and should be conducted for both small and large studies. A valid analysis does not need to have a high statistical power for detecting a stated effect. The principal requirements for ensuring a valid analysis of the question of interest are: allocation of study participants of both sexes/genders (males and females) and from different racial/ethnic groups to the intervention and control groups by an unbiased process such as randomization; unbiased evaluation of the outcome(s) of study participants; and use of unbiased statistical analyses and proper methods of inference to estimate and compare the intervention effects among the gender and racial/ethnic groups.

ARCHIVED

HUMAN SUBJECTS RESEARCH POLICY

Human Subjects Research Policy includes Federal regulations for the protection of human subjects and the following NIH policies related to human subjects research.

Protection of Human Subjects

The Department of Health and Human Services (HHS) regulations for the protection of human subjects provide a systematic means, based on established, internationally recognized ethical principles, to safeguard the rights and welfare of individuals who participate as subjects in research activities supported or conducted by the HHS. The regulations stipulate that an applicant organization, whether domestic or foreign, bears responsibility for safeguarding the rights and welfare of human subjects in HHS-supported research activities. The regulations require that applicant organizations proposing to involve human subjects in nonexempt research, provide written Assurance of Compliance with the Office for Human Research Protections (OHRP), that they will comply with requirements set forth in the HHS regulations to protect human subjects. These regulations, [45 CFR Part 46](#), Protection of Human Subjects, are available from OHRP, Department of Health and Human Services, The Tower Building, 1101 Wootton Parkway, Suite 200, Rockville, MD 20852 or by contacting OHRP at ohrp@osophs.dhhs.gov; Telephone: 1-866-447-4777 or (301) 496-7005.

Under HHS regulations to protect human subjects from research risks, certain research areas are [exempt](#). However, if an applicant makes inappropriate designations of the noninvolvement of human subjects or of exempt categories of research, this may result in delays in the review of an application or the return of the application without review. The PHS will make a final determination as to whether the proposed activities are covered by the regulations or are in an exempt category, based on the information provided in the Research Plan. When in doubt, consult with the Office for Human Research Protections (OHRP), Department of Health and Human Services by accessing their website <http://www.hhs.gov/ohrp/> for guidance and further information.

No non-exempt research involving human subjects can be conducted under a HHS award unless that organization is operating in accord with an approved Assurance of Compliance and provides verification that an Institutional Review Board (IRB) that is registered under the specific Assurance has reviewed and approved the proposed activity in accordance with the HHS regulations. No award to an individual will be made unless that individual is affiliated with an assured organization that accepts responsibility for compliance with the HHS regulations. Foreign applicant organizations must also comply with the provisions of the regulations.

In addition to the HHS human subjects regulations, FDA regulations (21 CFR part 50; 21 CFR part 56) may also apply to your research. FDA regulations generally apply to biomedical research involving an unapproved drug, device or biologic and may apply to certain studies of approved products. Researchers proposing such research should consult with their IRB and the FDA to determine whether and how the FDA regulations may apply. Additional information on FDA regulations is available at <http://www.accessdata.fda.gov/scripts/cdrh/cfdocs/cfcfr/cfrsearch.cfm>.

Studies that involve the deliberate transfer of recombinant DNA, or DNA or RNA derived from recombinant DNA, into human research participants (known as “human gene transfer” or “gene therapy”) are subject to the oversight and biosafety requirements outlined in the NIH Guidelines for Research Involving Recombinant DNA Molecules (NIH Guidelines) when these studies are conducted at, or sponsored by, an institution that receives any NIH support for recombinant DNA research. These requirements, which include review by an Institutional Biosafety Committee and submission to the NIH for review by the Recombinant DNA Advisory Committee, are described in Section III-C-1 and Appendix M of the NIH Guidelines (accessible at: <http://www4.od.nih.gov/oba/rac/guidelines/guidelines.html>). Additional information on the special

requirements that pertain to human gene transfer can be found in a series of Frequently Asked Questions at: http://www4.od.nih.gov/oba/RAC/RAC_FAQs.htm.

Federal requirements to protect human subjects apply to most research on human specimens (such as cells, blood, and urine), residual diagnostic specimens and medical information. Research involving the collection or study of existing data, documents, records, pathological specimens, diagnostic specimens, or tissues that are individually identifiable is considered “research involving human subjects.” The NIH Office of Extramural Research Human Subjects website contains additional information and Frequently Asked Questions that is available to help investigators understand how these Federal requirements apply to their research. See <http://grants.nih.gov/grants/policy/hs/index.htm>.

The HHS regulations also require “Evaluation and disposition of applications and proposals for research to be conducted or supported by a Federal Department or Agency” (<http://www.hhs.gov/ohrp/humansubjects/guidance/45cfr46.htm#46.120>). This independent evaluation is conducted at the NIH through the peer review system and NIH staff review, and, as required, will take into consideration the risks to the subjects, the adequacy of protection against these risks, the potential benefits of the research to the subjects and others, and the importance of the knowledge gained or to be gained. On the basis of this evaluation, the NIH may approve or disapprove the application or proposal, or enter into negotiations to develop an approvable one.

Vulnerable Populations

Investigators who conduct research involving pregnant women, human fetuses and neonates, prisoners, or children must follow the provisions of the regulations in Subparts [B](#), [C](#), and [D](#) of [45 CFR Part 46](#), respectively, which describe the additional protections required for these populations. Note that ‘prisoners’ includes all subjects involuntarily incarcerated (for example, in detention centers) as well as subjects who become incarcerated after the study begins. Relevant information may be obtained at the OHRP website (<http://www.hhs.gov/ohrp/policy/index.html>).

REMINDER: HHS regulations at [45 CFR Part 46, subpart C](#) describe requirements for additional protections for research involving prisoners as subjects or individuals who become prisoners after the research has started. Refer to: <http://www.hhs.gov/ohrp/humansubjects/guidance/prisoner.htm> for complete instructions.

[Exemptions 1-6](#) do not apply to research involving prisoners or subjects who become prisoners (see [Subpart C](#)). Although Exemptions 1 and 3-6 apply to research involving children (see [Subpart D](#)), [Exemption 2](#) can only be used for educational tests or research involving observations of public behavior when the investigator(s) do not participate in the activities being observed.

Data and Safety Monitoring Plans for Clinical Trials

For each proposed clinical trial, NIH requires a data and safety monitoring plan that describes oversight and monitoring to ensure the safety of participants and the validity and integrity of the data. The level of monitoring should be commensurate with the risks and the size and complexity of the clinical trial. A detailed data and safety monitoring plan must be submitted to the applicant’s IRB and subsequently to the funding IC for approval prior to the accrual of human subjects. The reporting of Adverse Events must be reported to the IRB, the NIH funding Institute or Center, and other required entities. This policy requirement is in addition to any monitoring requirements imposed by [45 CFR Part 46](#). NIH requires the establishment of a Data and Safety Monitoring Board (DSMB) for multi-site clinical trials involving interventions that entail potential risk to the participants, and generally for Phase III clinical trials.

Research on Transplantation of Human Fetal Tissue

When verifying the submitted application in the eRA Commons, the duly authorized representative of the applicant organization certifies that if research on the transplantation of human fetal tissue is conducted, the applicant organization will make available, for audit by the Secretary, HHS, the physician statements and informed consents required by section 498A (b)(2) and (c) of the Public Health Service Act, 42 U.S.C. 289g (b)(2) and (c), or ensure HHS access to those records, if maintained by an entity other than the applicant organization.

Research Using Human Embryonic Stem Cells

<http://stemcells.nih.gov/index.asp>

When verifying the submitted application in the eRA Commons, the duly authorized representative of the applicant organization certifies that if research using human embryonic stem cells is proposed, the applicant organization will be in compliance with the “Notice of Extended Receipt Date and Supplemental Information Guidance for Applications Requesting Funding that Proposes Research with Human Embryonic Stem Cells” (<http://grants.nih.gov/grants/guide/notice-files/NOT-OD-02-006.html>).

IRB Approval

NIH does not require certification of IRB approval of the proposed research prior to NIH peer review of an application. See <http://grants.nih.gov/grants/guide/notice-files/NOT-OD-00-031.html>.

Following NIH peer review, applicants and their institutions will be notified of the need for review and approval of the proposed research by an OHRP-registered IRB. See <http://www.hhs.gov/ohrp/> to register an IRB. Documentation of IRB approval must be sent to the Grants Management Office identified in the notice requesting certification. This IRB certification must include: the PHS application number, title of the project, name of the Project Director/Principal Investigator (PD/PI), date of IRB approval, and appropriate signatures. You may also use the optional form “Protection of Human Subjects - Assurance Identification/IRB Certification/Declaration of Exemption (Common Rule) (OMB Form No. 0990-0263) to meet this requirement: <http://www.hhs.gov/ohrp/humansubjects/assurance/OF310.rtf>

An institution is automatically considered to be engaged in human subjects research when it receives an NIH award to support nonexempt human subjects research. All institutions engaged in human subjects research must obtain a Federal Wide Assurance (FWA) from OHRP. Instructions for applying for a Federal Wide Assurance (FWA) are available from the OHRP website at http://www.hhs.gov/ohrp/assurances/assurances_index.html.

Any modifications in the Research Plan section of the application, required by either NIH or by the IRB must be submitted with the follow-up certification of IRB approval to the NIH before the competing award is made. It is the responsibility of the PD/PI and the applicant organization to submit the follow-up certification.

If a year will have elapsed between the initial IRB review date and the anticipated award date, the awarding unit staff shall require re-review by the IRB prior to award.

Required Education in the Protection of Human Research Participants

NIH requires education on the protection of human research participants for all individuals identified as Key Personnel before funds are awarded for applications or contract proposals involving human subjects. For information relating to this requirement, see the following notices (<http://grants.nih.gov/grants/guide/notice-files/NOT-OD-00-039.html> and <http://grants.nih.gov/grants/guide/notice-files/NOT-OD-01-061.html>), and Frequently Asked Questions found at: http://grants.nih.gov/grants/policy/hs_educ_faq.htm. Prior to award, applicants will be required

to provide a description of education completed in the protection of human subjects for all Key Personnel involved in human subjects research. Although NIH does not endorse programs, there are curricula available that can provide guidance or that can be modified to provide training in this area. See <http://ohsr.od.nih.gov/> for computer-based training developed for NIH that can be downloaded at no charge. For information on facilitating education and developing curricula, see <http://www.nih.gov/sigs/bioethics>.

Relevant Policies and Information

PROCEDURES FOR SUBMISSION OF COMPLIANCE DOCUMENTS TO THE HUMAN PLURIPOTENT STEM CELL REVIEW GROUP FOR THE RESEARCH USE OF HUMAN EMBRYONIC GERM CELLS	NOTICE: NOT-OD-02-049 http://grants.nih.gov/grants/guide/notice-files/NOT-OD-02-049.html
GUIDANCE FOR INVESTIGATORS AND INSTITUTIONAL REVIEW BOARDS REGARDING RESEARCH INVOLVING HUMAN EMBRYONIC STEM CELLS, GERM CELLS AND STEM CELL-DERIVED TEST ARTICLES	NOTICE: NOT-OD-02-044 http://grants.nih.gov/grants/guide/notice-files/NOT-OD-02-044.html
IMPLEMENTATION ISSUES FOR HUMAN EMBRYONIC STEM CELL RESEARCH - FREQUENTLY ASKED QUESTIONS	NOTICE: NOT-OD-02-014 http://grants.nih.gov/grants/guide/notice-files/NOT-OD-02-014.html
FEDERAL GOVERNMENT CLEARANCES FOR RECEIPT OF INTERNATIONAL SHIPMENT OF HUMAN EMBRYONIC STEM CELLS	NOTICE: NOT-OD-02-013 http://grants.nih.gov/grants/guide/notice-files/NOT-OD-02-013.html
NOTICE OF EXTENDED RECEIPT DATE AND SUPPLEMENTAL INFORMATION GUIDANCE FOR APPLICATIONS REQUESTING FUNDING THAT PROPOSES RESEARCH WITH HUMAN EMBRYONIC STEM CELLS	NOTICE: NOT-OD-02-006 http://grants.nih.gov/grants/guide/notice-files/NOT-OD-02-006.html
NOTICE OF CRITERIA FOR FEDERAL FUNDING OF RESEARCH ON EXISTING HUMAN EMBRYONIC STEM CELLS AND ESTABLISHMENT OF NIH HUMAN EMBRYONIC STEM CELL REGISTRY	NOTICE: NOT-OD-02-005 http://grants.nih.gov/grants/guide/notice-files/NOT-OD-02-005.html
NIH FUNDING OF RESEARCH USING SPECIFIED EXISTING HUMAN EMBRYONIC STEM CELLS	NOTICE: NOT-OD-01-058 http://grants.nih.gov/grants/guide/notice-files/NOT-OD-01-059.html

NIH Policy on the Inclusion of Women and Minorities in Clinical Research

It is the policy of NIH that women and members of minority groups and their subpopulations must be included in all NIH-supported biomedical and behavioral research projects involving [clinical research](#) unless a clear and compelling rationale and justification establishes to the satisfaction of the relevant Institute/Center Director that inclusion is inappropriate with respect to the health of the subjects or the purpose of the research. Exclusion under other circumstances may be made by the Director, NIH, upon the recommendation of an Institute/Center Director based on a compelling rationale and justification. Cost is not an acceptable reason for exclusion except when the study would duplicate data from other sources. Women of childbearing potential should not be routinely excluded from participation in clinical research.

All NIH-supported biomedical and behavioral research involving human subjects is defined as clinical research. This policy applies to research subjects of all ages.

The inclusion of women and members of minority groups and their subpopulations must be addressed in developing a research design appropriate to the scientific objectives of the study. The Research Plan should describe the composition of the proposed study population in terms of sex/gender and racial/ethnic group, and provide a rationale for selection of such subjects. Such a plan should contain a description of the proposed outreach programs for recruiting women and minorities as participants. See http://grants.nih.gov/grants/funding/women_min/women_min.htm.

NIH Policy on Inclusion of Children

(See [Definition](#) of “child.”)

Research involving children must comply with the NIH Policy and Guidelines on the Inclusion of Children in Clinical Research. The following excerpts provide the key policy statements. Investigators should obtain full copies of the Policy and Guidelines from NIH staff, or from the NIH grants Web site under <http://grants.nih.gov/grants/funding/children/children.htm>.

NIH policy requires that children (i.e., individuals under the age of 21) must be included in all clinical research, conducted or supported by the NIH unless there are clear and compelling reasons not to include them. Therefore, proposals for clinical research must include a description of plans for including children. If children will be excluded from the research, the application or proposal must present an acceptable justification for the exclusion.

In addition, the involvement of children as subjects in research must be in compliance with all applicable subparts of [45 CFR Part 46](#) as well as with other pertinent Federal laws and regulations.

Additionally, IRBs have special review requirements to protect the well-being of children who participate in research. These requirements relate to risk, benefit, parental/guardian consent, and assent by children, and to research involving children who are wards of the state or of another institution. The local IRB approves research that satisfies the conditions set forth in the regulations.

NIH Policy on Reporting Race and Ethnicity Data: Subjects in Clinical Research

The Office of Management and Budget (OMB) (<http://www.whitehouse.gov/omb/fedreg/ombdir15.html>) defines minimum standards for maintaining, collecting and presenting data on race and ethnicity for all Federal reporting agencies (including NIH). The categories in this classification are social-political constructs and should not be interpreted as being anthropological in nature. The standards were revised in 1997 and now include two ethnic categories, “Hispanic or Latino” and “Not Hispanic or Latino.” There are five racial categories: American Indian or Alaska Native; Asian; Black or African American; Native Hawaiian or Other Pacific Islander; and White. Reports of data on race and ethnicity shall use these categories. NIH is required to use these definitions to allow comparisons to other Federal databases, especially the census and national health databases. The following definitions apply to the minimum standards for the ethnic and racial categories.

Ethnic Categories:

Hispanic or Latino: A person of Cuban, Mexican, Puerto Rican, South or Central American, or other Spanish culture or origin, regardless of race. The term, “Spanish origin,” can be used in addition to “Hispanic or Latino.”

Not Hispanic or Latino

Racial Categories:

American Indian or Alaska Native: A person having origins in any of the original peoples of North, Central, or South America, and who maintains tribal affiliation or community attachment.

Asian: A person having origins in any of the original peoples of the Far East, Southeast Asia, or the Indian subcontinent including, for example, Cambodia, China, India, Japan, Korea, Malaysia, Pakistan, the Philippine Islands, Thailand, and Vietnam. (Note: Individuals from the Philippine Islands have been recorded as Pacific Islanders in previous data collection strategies.)

Black or African American: A person having origins in any of the black racial groups of Africa. Terms such as “Haitian” or “Negro” can be used in addition to “Black or African American.”

Native Hawaiian or Other Pacific Islander: A person having origins in any of the original peoples of Hawaii, Guam, Samoa, or other Pacific Islands.

White: A person having origins in any of the original peoples of Europe, the Middle East, or North Africa.

Ethnic/Racial Subpopulations: In addition to OMB ethnic and racial categories, NIH uses the following definition for ethnic/racial subpopulations:

Subpopulations: Each ethnic/racial group contains subpopulations that are delimited by geographic origins, national origins, and/or cultural differences. It is recognized that there are different ways of defining and reporting racial and ethnic subpopulation data. The subpopulation to which an individual is assigned depends on self-reporting of specific origins and/or cultural heritage. Attention to subpopulations also applies to individuals who self identify with more than one race. These ethnic/racial combinations may have biomedical, behavioral, and/or social-cultural implications related to the scientific question under study.

(http://grants.nih.gov/grants/funding/women_min/guidelines_amended_10_2001.htm).

Guidance on Collecting Race and Ethnicity Data from Study Subjects

When an investigator is planning to collect data on ethnicity and race, the categories identified above should be used. The collection of greater detail is encouraged, for example on ethnic/racial subpopulations. However, any collection that uses more detail must be designed in a way that data can be aggregated into these minimally required categories. Use self-report or self-identification to collect this information by asking two separate questions – one on ethnicity and one on race. Collect ethnicity information first followed by the question on race and provide subjects with the option to select more than one racial category.

See NIH Policy on [Inclusion of Women and Minorities](#).

Collecting Data on Foreign Populations: If you are conducting clinical research outside of the US, you should design culturally sensitive and appropriate data collection items and instruments that allow subjects to self-identify their ethnic and racial affiliation in a culturally appropriate manner. These items, however, should be designed in a way that allow you, the investigator, to aggregate the information into the OMB minimally required ethnic and racial categories when reporting the information to NIH.

Submitting Applications or Proposals Using Existing Data in Clinical Research with No Plans for Collecting New/Additional Data:

Investigators are instructed to provide plans for the total number of subjects proposed for the study and to provide the distribution by ethnic/racial categories and sex/gender. Under these circumstances, investigators are not required to re-contact subjects solely to comply with the newly revised categories. If the existing data on ethnicity and race allow accurate correspondence with the new categories, the investigator can use the format in the Targeted/Planned Enrollment table. However, if the existing data do not allow accurate correspondence with the new categories, information may be reported using the former categories and according to the format in the [4/98 Version of the Inclusion Table](#).

Annual Progress Reports (Type 5 applications) and Competing Supplement Applications

In annual Progress Reports, investigators conducting clinical research are required to provide the cumulative total enrollment of subjects to-date, showing the distribution by ethnic/racial categories and sex/gender on EITHER the new [Inclusion Enrollment Report](#) OR the format in the former [4/98 Version of the Inclusion Table](#).

For competing supplement applications, any proposed additions to the Targeted/Planned Enrollment Table should be provided, in addition to the current Inclusion Enrollment Table.

If Data Collection is Ongoing, Such that New Subjects Will be Enrolled and/or Additional Data Will be Collected from Human Subjects:

Investigators may choose to report ethnicity/race and sex/gender sample composition using EITHER the new [Inclusion Enrollment Report](#) OR the format in the former [4/98 Version of the Inclusion Table](#).

[Note: If investigators with on-going data collection choose to report information using the new Inclusion Enrollment Report, they must continue to use this format for the remaining years of the project.]

If Data Collection is Complete, Such that No New/Additional Subject Contact is Planned:

Investigators may EITHER continue to report using the former categories and according to the 4/98 Version of the Inclusion Table, OR, if data allow accurate correspondence with the new categories, use the format in the new Inclusion Enrollment Report.

Additional Information

Additional information on NIH policy regarding the Inclusion of Women and Minorities in Clinical Research can be found at the website http://grants.nih.gov/grants/funding/women_min/women_min.htm.

ARCHIVED

PART III

**Policies, Assurances, Definitions,
and Other Information**

ARCHIVED

I. Policy

A. Applications That Include Consortium/Contractual Facilities and Administrative Costs

See: <http://grants.nih.gov/grants/guide/notice-files/NOT-OD-05-004.html>.

NIH broadens the scope of [Notice OD-04-040](#) to apply to all applications involving consortium/contractual facilities and administrative (F&A) costs, regardless of budget amount or budget format (e.g., modular and non-modular).

This policy applies to all solicited and investigator-initiated applications. For solicited applications, this policy change now applies to all currently active announcements (Request for Applications and Program Announcements), regardless of the announcement issue date.

This policy is particularly relevant to all applications that include a limitation on direct costs. While consortium F&A costs will continue to be requested and awarded, applicants will now separate these costs when determining if a budget exceeds a direct cost limit.

This policy impacts eligibility to submit a modular budget. The modular budget format continues to be used for applications requesting \$250,000 or less in direct costs per year. However consortium/contractual F&A costs are no longer factored into this direct cost limit. They may be requested in addition to the \$250,000.

The policy also impacts applications requesting a budget of \$500,000 direct costs or more for any year. These applications continue to require prior approval from Institute/Center staff; however this limit is now exclusive of any consortium F&A costs.

Note: The implications of this policy do not affect the Small Business Innovation Research (SBIR) and Small Business Technology Transfer (STTR) programs since the statutory budget guidelines are based on total costs, not direct costs.

B. Resubmission of Unpaid RFA Applications and Resubmission of Applications with a Changed Grant Activity Mechanism

See <http://grants.nih.gov/grants/guide/notice-files/NOT-OD-03-019.html>.

The majority of grant applications submitted to NIH each year are investigator-initiated. However, the Institutes and Centers of NIH also solicit grant applications on specific topics through the use of Requests for Applications (RFAs). Resubmissions of grant applications fall into the following categories:

1. Applications that were originally submitted in response to an RFA and then resubmitted as an investigator-initiated application.
2. Applications that were originally submitted as investigator-initiated applications and subsequently resubmitted in response to an RFA.
3. Applications that were originally submitted using one grant mechanism and subsequently resubmitted using a different grant mechanism (for example, an application that was originally an R01 and then is resubmitted as an R21).

Since an RFA often has special considerations of eligibility, scientific scope, and review criteria, it is felt that most unfunded applications should be resubmitted as **new** applications. Similarly, a change of grant

mechanism (from an R01 to an R21 or from an R03 to an R01, for example) usually involves a change of eligibility criteria, application characteristics, dollar limits, time limits, or review criteria. This also suggests that consideration as a new application is the most appropriate course. Because the application will be new, it will be easier to conform to the new application requirements, which should be an advantage to the applicant in the review process. Additionally, submission of a new application will allow the applicant to benefit fully from the NIH policy that allows an applicant to submit two revisions (see <http://grants.nih.gov/grants/policy/amendedapps.htm>).

NEW APPLICATIONS: The new application must be submitted on the scheduled due dates for new applications (see <http://grants.nih.gov/grants/funding/submissionschedule.htm>). It must not include an Introduction describing the changes and improvements made and the text must not be marked to indicate the changes. Although the investigator may still benefit from the previous review, the applicant should not explicitly address reviewers' comments. The reviewers will not be provided with the previous Summary Statement. The investigator will be allowed to submit the new application and up to two revised versions of this application, should that be necessary.

POLICY: This general policy on application resubmission, stated below, applies to all grant mechanisms that might be solicited via an RFA and to instances where there is a change in mechanism. There may, however, be exceptions to this policy, which will be clearly identified in the original RFA or in a follow-up RFA.

1. When an application that was submitted in response to an RFA is not funded and the investigator wishes to resubmit an application on this topic as an investigator-initiated application, it is to be submitted as a **new** application, unless provisions for submission of a revised application are clearly delineated in the RFA. In addition, if a subsequent RFA specifically solicits revisions of unfunded applications from a previous RFA, the instructions in the second RFA should be followed. In all other cases, applications submitted in response to an RFA and then resubmitted as an investigator-initiated application must be submitted as a **new** application.
2. When a previously unfunded application, originally submitted as an investigator-initiated application is to be submitted in response to an RFA, it is to be prepared as a **new** application.
3. When an unfunded application that was reviewed for a particular research grant mechanism (for example, R01) is to be submitted for a different grant mechanism (for example, R03), it is to be prepared as a **new** application.

C. Revised NIH Policy on Submission of a Revised (Amended) Application

See: <http://grants.nih.gov/grants/guide/notice-files/NOT-OD-03-041.html>.

The NIH will not consider a third revision (A3) or higher amendment to an application for extramural support. There is no longer a time limit for the submission of the first and second revisions (A1 and A2). This policy applies to all NIH extramural funding mechanisms.

In submitting a revised application, it is worth noting that a lengthy hiatus after the initial submission may be marked by significant advances in the scientific field and the comments of the reviewers may no longer be relevant. PDs/PIs and their institutions need to exercise their best judgment in determining the advisability of submitting a revised application after several years have elapsed.

The policy limiting the number of revisions was established following analysis of data indicating that investigators who receive initial funding for an amended application have a lower success rate in obtaining support for a follow-on competing application. The likelihood of subsequent success decreased

with an increasing number of amendments. After three reviews, it was felt that it was time for investigators to take a fresh approach to their research proposals.

Investigators who have submitted three versions of an application and have not been successful often ask NIH staff how different the next application submitted has to be to be considered a new application. It is recognized that investigators are trained in a particular field of science and are not likely to make drastic changes in their research interests; however, a new application following three reviews is expected to be substantially different in content and scope with more significant differences than are normally encountered in a revised application. Simply re-wording the title and/or Specific Aims or incorporating minor changes in response to comments in the previous Summary Statement does not constitute a substantial change in scope or content. Changes to the Research Plan should produce a significant change in direction and approach for the research project. Thus, a new application would include substantial changes in all sections of the Research Plan, particularly the Specific Aims and the Research Design and Methods sections.

In the referral process, NIH staff look at all aspects of the application, not just the title and Description (abstract). Requesting review by a different review committee does not affect the implementation of this policy. When necessary, previous applications are analyzed for similarities to the present one. Thus, identical applications or those with only minor changes will not be accepted for review.

D. Policy on the Acceptance for Review of Unsolicited Applications That Request \$500,000 or More in Direct Costs

Applicants must seek agreement to accept assignment from Institute/Center staff at least six weeks prior to the anticipated submission of any application requesting \$500,000 or more in direct costs for any year. Note for the purposes of determining whether or not this policy applies, this \$500,000 limit now excludes any consortium F&A costs.

The NIH supports research projects with large budgets but needs to consider such awards as early as possible in the budget and program planning process. Regardless of the merit of the application or the budget justification, unanticipated requests for unusually high amounts of direct costs are difficult for NIH to manage. It is in the best interest of all parties if applicants anticipating large direct costs contact the appropriate NIH program staff as early as possible to ensure that an Institute/Center (IC) would be willing to accept the application.

Applicants must seek agreement from IC staff at least six weeks prior to the anticipated submission of any application requesting \$500,000 or more in direct costs for any year. Note for the purposes of determining whether or not this policy applies, this limit now excludes any consortium F&A costs. If the proposed budget excluding consortium F&A costs equals or exceeds the \$500,000 level, then prior approval is required. If staff is contacted less than six weeks before submission, there may be insufficient time to make a determination about assignment prior to the intended submission date. If the requested dollars are significantly greater than \$500,000, then approval should be sought even earlier.

This prior acceptance policy does not apply to applications submitted in response to RFAs or in response to other Announcements that include specific budgetary limits. Such applications must be responsive to any budgetary limits specified; however, any specified budgetary limit now excludes consortium F&A costs.

PROCEDURES

- An applicant planning to submit a grant application with \$500,000 or more in direct costs for any year (excluding consortium F&A costs) is required to contact in writing or by telephone NIH IC program staff. This contact should be made during the development process of the application but no later than six weeks before the anticipated submission date. If the IC is willing to accept assignment of the application for consideration of funding, the staff will notify the Center for Scientific Review before the application is submitted.
- The PD/PI must include a cover letter with the application. That cover letter must identify the program staff member contacted and the Institute/Center that has agreed to accept assignment of the application.
- An application received without indication of prior staff concurrence and identification of program staff contacted will be returned to the applicant without review. Therefore, NIH strongly encourages applicants to contact appropriate IC staff at the earliest possible time.

For additional information about this policy, contact the program staff at any Institute/Center. Applicants who are uncertain about which IC may have the greatest interest in the research for which support is sought should contact the NIH CSR Receipt and Referral Office at (301) 435-0715.

E. Resource Sharing

1) Data Sharing Policy: All investigator-initiated applications with direct costs greater than \$500,000 in any single year will be expected to address data-sharing in their application. Applicants are encouraged to discuss their data-sharing plan with their program contact at the time they negotiate an agreement with the Institute/Center (IC) staff to accept assignment of their application as described at <http://grants.nih.gov/grants/guide/notice-files/NOT-OD-02-004.html>.

Applicants are reminded that agreement to accept assignment of applications over \$500,000 must be obtained at least six weeks in advance of the anticipated submission date. Instructions related to the data-sharing policy as it is applied to applications and proposals responding to a specific Request for Application (RFA) or Request for Proposals (RFP) will be described in the specific solicitation. In some cases, Program Announcements (PA) may request data-sharing plans for applications that are less than \$500,000 direct costs in any single year. Reviewers will not factor the proposed data-sharing plan into the determination of scientific merit or priority score. Program staff will be responsible for overseeing the data-sharing policy and for assessing the appropriateness and adequacy of the proposed data-sharing plan.

NIH recognizes that data-sharing may be complicated or limited, in some cases, by institutional policies, local IRB rules, as well as local, state and Federal laws and regulations, including the Privacy Rule. As NIH stated in the March 1, 2002 draft data-sharing statement (<http://grants.nih.gov/grants/guide/notice-files/NOT-OD-02-035.html>), the rights and privacy of people who participate in NIH-sponsored research must be protected at all times. Thus, data intended for broader use should be free of identifiers that would permit linkages to individual research participants and variables that could lead to deductive disclosure of the identity of individual subjects. When data-sharing is limited, applicants should explain such limitations in their data-sharing plans.

For more information on data-sharing, please see our website at http://grants.nih.gov/grants/policy/data_sharing/.

2) Sharing Model Organisms: All applications where the development of model organisms is anticipated are to include a description of a specific plan for sharing and distributing unique model organism research resources generated using NIH funding so that other researchers can benefit from these resources or state appropriate reasons why such sharing is restricted or not possible. Model organisms

include but are not restricted to mammalian models, such as the mouse and rat; and non-mammalian models, such as budding yeast, social amoebae, round worm, fruit fly, zebra fish, and frog. Research resources to be shared include genetically modified or mutant organisms, sperm, embryos, protocols for genetic and phenotypic screens, mutagenesis protocols, and genetic and phenotypic data for all mutant strains.

The adequacy of plans for sharing model organisms will be considered by the reviewers when a competing application is evaluated. Reviewers will be asked to describe their assessment of the sharing plan in an administrative note, and, normally, will not include their assessment in the overall priority score.

Note unlike the data sharing requirement above, this requirement is for **all** applications.

For additional information on this policy, see the NIH Model Organism for Biomedical Research Website at: <http://www.nih.gov/science/models/> and NIH Guide Notices OD-04-042: <http://grants.nih.gov/grants/guide/notice-files/NOT-OD-04-042.html>, and OD-04-066: <http://grants.nih.gov/grants/guide/notice-files/NOT-OD-04-066.html>.

F. Inventions and Patents

According to NIH Grants Policy and Federal law, NIH recipient organizations must promptly report all inventions that are either conceived or first actually reduced to practice using NIH grant funds. Invention reporting compliance is described at <http://www.iedison.gov>. The grantee is encouraged to submit reports electronically using Interagency Edison (<http://www.iedison.gov>). Inquiries or correspondence should be directed to **Extramural Inventions and Technology Resources Branch of the Office of Policy for Extramural Research Administration, OER, NIH, 6705 Rockledge Dr., MSC 7980, Bethesda, MD 20892-7980, (301) 435-1986**. Information from these reports is retained by the NIH as confidential and submission does not constitute any public disclosure. Failure to report as described at 37CFR Section 401.14 is a violation of 35 USC 202 and may result in loss of the rights of the recipient organization.

G. Just-In-Time Policy

Several elements of an application are no longer required at the time the application is submitted. Instead, this information will be requested later in the review cycle (i.e., “just-in-time”) to ensure that it is current. The information eligible for just-in-time submission includes:

- **Current Other Support:** See [Other Support](#) section for policy information. For all Key Personnel, provide details on how you would adjust any budgetary, scientific, or effort overlap if this application is funded.
- For **Career Development Award** applicants, information on all active support for the candidate, sponsor(s), co-sponsor(s), and Key Personnel may be requested by the awarding component prior to award.
- Certifications:
- If human subjects are involved, provide the assurance type and number (if not previously provided) and the Certification of IRB Review and Approval. Pending or out-of-date approvals are not acceptable.
- If vertebrate animals are involved and this information was not previously provided on the Research & Related Other Project Information Component of the application, provide assurance

number, verification of IACUC approval with date, and any IACUC-imposed changes. Pending or out-of-date approvals are not acceptable.

- **Human Subjects Education:** For grants involving Human Subjects, provide certification that each person identified under Key Personnel involved in the design or conduct of research involving human subjects has completed an educational program in the protection of human subjects. For further information refer to the separate section on [Required Education in the Protection of Human Research Participants](#).

In addition, applicants for **Research Career Development Awards** will be asked to provide detailed, categorical budget and narrative justification pages prior to award.

Applicants are advised to submit this information (countersigned by an authorized business official) only when requested by the awarding component. Guidance for submitting this information will be provided at the time of the request. Alternatively, this information may now be submitted using the Just-In-Time feature of the eRA Commons found in the **Status** section. For information on the Commons see: <https://commons.era.nih.gov/commons/index.jsp>.

H. Other Support

Do not submit information on Other Support with the application beyond that required in the biographical sketch. If this information is included at the time of application, processing may be delayed or the application may be returned to the applicant without review.

Information on Other Support is required for all applications that are to receive grant awards; NIH will request complete and up to date information from applicants at an appropriate time *after peer review*. The Institute/Center scientific program and grants management staff will review this information prior to award.

Don't confuse "Research Support" with "Other Support." Though they sound similar, these parts of the application are very different. As part of the biosketch section of the application, "Research Support" highlights your accomplishments, and those of your colleagues, as scientists. It is used by reviewers for the "investigator" review criterion. In contrast, "Other Support" information is required for all applications that are selected to receive grant awards. NIH staff will request complete and up-to-date "other support" information from you *after* peer review. This information will be used to check that the proposed research has not already been Federally-funded.

Other Support Policy

Other Support includes all financial resources, whether Federal, non-Federal, commercial or institutional, available in direct support of an individual's research endeavors, including but not limited to research grants, cooperative agreements, contracts, and/or institutional awards. Training awards, prizes, or gifts are not included.

Information on Other Support assists awarding agency staff in the identification and resolution of potential overlap of support. Overlap, whether scientific, budgetary, or commitment of an individual's effort greater than 100 percent, is not permitted. The goals in identifying and eliminating overlap are to ensure that sufficient and appropriate levels of effort are committed to the project; that there is no duplication of funding for scientific aims, specific budgetary items, or an individual's level of effort; and that only funds necessary to the conduct of the approved project are included in the award.

Budgetary overlap occurs when duplicate or equivalent budgetary items (e.g., equipment, salary) are requested in an application but are already provided for by another source.

Commitment overlap occurs when a person's time commitment exceeds 100 percent, whether or not salary support is requested in the application. While information on other support is only requested for Key Personnel (excluding consultants), no individuals on the project may have commitments in excess of 100 percent.

Scientific overlap occurs when: (1) substantially the same research is proposed in more than one application or is submitted to two or more different funding sources for review and funding consideration, or (2) a specific research objective and the research design for accomplishing that objective are the same or closely related in two or more applications or awards, regardless of the funding source. Potential scientific overlap is to be addressed by the SRG *only* by its identification in an Administrative Note in the Summary Statement.

Resolution of Overlap. Resolution of overlap occurs at the time of award in conjunction with applicant institution officials, the PD/PI, and awarding agency staff.

Other Support Information

Information on Other Support should be submitted **ONLY** when requested by the NIH Institute/Center (IC).

There is no form page for Other Support. Follow the sample format provided below. The sample is intended to provide guidance regarding the type and extent of information requested.

The following instructions should be followed in completing the information:

- Information on active and pending Other Support is required for Key Personnel, excluding consultants. For individuals with no active or pending support, indicate "None." Neither the application under consideration nor the current PHS award for this project should be listed as Other Support. Do not include Other Support for individuals listed as "Other Significant Contributors" unless their involvement has changed so that they now meet the definition of "key personnel."
- If the support is provided under a consortium/subcontract arrangement or is part of a multiproject award, indicate the project number, PD/PI, and source for the overall project, and provide all other information for the subproject only.

Instructions for Selected Items

Project Number: If applicable, include a code or identifier for the project.

Source: Identify the agency, institute, foundation, or other organization that is providing the support.

Major Goals: Provide a brief statement of the overall objectives of the project, subproject, or subcontract.

Dates of Approved/Proposed Project: Indicate the inclusive dates of the project as approved/proposed. For example, in the case of NIH support, provide the dates of the approved/proposed competitive segment.

Annual Direct Costs: In the case of an active project, provide the current year's direct cost budget. For a pending project, provide the proposed direct cost budget for the initial budget period.

Percent Effort: For an active project, provide the level of actual effort (even if unsalaried) for the current budget period. For a pending project, indicate the level of effort as proposed for the initial budget period. In cases where an individual's appointment is divided into academic and summer segments, indicate the proportion of each devoted to the project.

Overlap: After listing all support, summarize for each individual any potential overlap with the active or pending projects and this application in terms of the science, budget, or an individual's committed effort.

Sample Format for Other Support

OTHER SUPPORT		
Format		
NAME OF INDIVIDUAL		
<u>ACTIVE/PENDING</u>		
Project Number (PD/PI) Source Title of Project (<i>or Subproject</i>)	Dates of Approved/Proposed Project Annual Direct Costs	Percent Effort
The major goals of this project are...		
<u>OVERLAP</u> (<i>summarized for each individual</i>)		
Samples		
ANDERSON, R.R.		
<u>ACTIVE</u>		
2 R01 HL 00000-13 (Anderson) NIH/NHLBI Chloride and Sodium Transport in Airway Epithelial Cells	3/1/1997 – 2/28/2002 \$186,529	30%
The major goals of this project are to define the biochemistry of chloride and sodium transport in airway epithelial cells and clone the gene(s) involved in transport.		
5 R01 HL 00000-07 (Baker) NIH/NHLBI Ion Transport in Lungs	4/1/1994 – 3/31/2002 \$122,717	10%
The major goal of this project is to study chloride and sodium transport in normal and diseased lungs.		
<u>PENDING</u>		
DCB 950000 (Anderson) National Science Foundation \$82,163 Liposome Membrane Composition and Function	12/01/2002 – 11/30/2004	20%
The major goals of this project are to define biochemical properties of liposome membrane components and maximize liposome uptake into cells.		
<u>OVERLAP</u>		
There is scientific overlap between aim 2 of NSF DCB 950000 and aim 4 of the application under consideration. If both are funded, the budgets will be adjusted appropriately in conjunction with agency staff.		
RICHARDS, L.		
<u>NONE</u>		
HERNANDEZ, M.		
<u>ACTIVE</u>		
5 R01 CA 00000-07 (Hernandez) NIH/NCI	4/1/1995 – 3/31/2002	40% academic

Gene Therapy for Small Cell Lung Carcinoma

The major goals of this project are to use viral strategies to express the normal p53 gene in human SCLC cell lines and to study the effect on growth and invasiveness of the lines.

5 P01 CA 00000-03 (Chen)	7/1/2000 – 6/30/2002	20% academic
NIH/NCI	\$104,428 (sub only)	100% summer

Mutations in p53 in Progression of Small Cell Lung Carcinoma

The major goals of this subproject are to define the p53 mutations in SCLC and their contribution to tumor progression and metastasis.

OVERLAP

Potential commitment overlap for Dr. Hernandez between 5 R01 CA 00000-07 and the application under consideration. If the application under consideration is funded with Dr. Hernandez committed at 30 percent effort, Dr. Hernandez will request approval to reduce her effort on the NCI grant.

BENNETT, P.

ACTIVE

Investigator Award (Bennett)	9/1/1999 – 8/31/2002	70%
------------------------------	----------------------	-----

Howard Hughes Medical Institute \$581,317
 Gene Cloning and Targeting for Neurological Disease Genes
 This award supports the PD/PI's program to map and clone the gene(s) implicated in the development of Alzheimer's disease and to target expression of the cloned gene(s) to relevant cells.

OVERLAP: None

I. Graduate Student Compensation

The maximum amount awarded by the NIH for the support of a graduate student on a research grant or a cooperative agreement is tied to the National Research Service Award (NRSA) zero-level stipend in effect at the time the grant award is issued. The schedule for NRSA stipends can be found at <http://grants.nih.gov/training/nrsa.htm>. Consistent with cost principles for educational institutions described in Office of Management and Budget (OMB) Circular A-21 at section J.41.b (<http://www.whitehouse.gov/omb/circulars/a021/a021.html>), the compensation of graduate students supported by research grants must be reasonable. These operating principles associated with the compensation of students performing necessary work on NIH funded research projects are described in detail in the *NIH Grants Policy Statement* at http://grants.nih.gov/grants/policy/nihgps_2003/NIHGPs_Part6.htm. As before, the amount provided for compensation includes salary or wages, fringe benefits, and tuition remission.

These guidelines apply to graduate students at the grantee institution who are supported by NIH research grants and cooperative agreements and not to individuals supported by NRSA training grants and fellowships. NIH has separate appropriations to support research training under the NRSA authorization at Section 487 of the Public Health Service Act.

The stipends provided to recipients of NRSA support offset the cost-of-living during the period of training and are not considered equivalent to salaries or other forms of compensation provided to

individuals supported on research grants. Nevertheless, the entry-level postdoctoral NRSA stipend provides a useful benchmark for an award amount that approximates a reasonable rate of compensation for graduate students. Anticipated escalations in NRSA stipends (see http://grants.nih.gov/training/nas_report/NIHResponse.htm) in future years should permit annual increases in the maximum award amount for such individuals.

For all new and competing grant and cooperative agreement awards, the NIH will provide reasonable amounts for graduate compensation, consistent with the requested budget for the position(s) and up to the currently effective NRSA zero postdoctoral stipend level. NIH staff will review the compensation requested for graduate students on competing and cooperative agreement applications for which a detailed budget is submitted. NIH will neither request nor accept budgets for those applications using a modular budget format solely for the purpose of reviewing graduate student compensation. However, applicants should use this policy when estimating the number of modules.

When submitting detailed budgets that request support for a graduate student, grantees are reminded to request actual institutional-based compensation and to provide information justifying the requested compensation level. If this information is not provided, NIH staff will obtain this information from the institution's business office for any request that appears excessive.

NIH institutes and centers will review the requested compensation level and, if considered reasonable, will award the actual amount requested, up to a maximum equal to the NRSA zero level postdoctoral stipend. Revised budgets submitted solely to adjust requested levels for graduate students will not be accepted.

Institutions may continue to rebudget funds to charge more than the awarded amount provided that OMB cost principles requiring reasonable compensation are observed. In general, graduate student compensation will not be considered reasonable if in excess of the amount paid to a first-year postdoctoral scientist at the same institution performing comparable work.

J. DUNS Number

Applicant organizations **must have** a DUN and Bradstreet (D&B) Data Universal Numbering System (DUNS) number as the Universal Identifier when applying for Federal grants or cooperative agreements. Form Page 1 includes a field for the organization's DUNS number. The DUNS number is a nine-digit number assigned by Dun and Bradstreet Information Services. An authorized organizational official should be consulted to determine the appropriate number. If the organization does not have a DUNS number, an authorized organizational official should complete the [US D&B D-U-N-S Number Request Form](#) or contact Dun and Bradstreet by telephone directly at 1-866-705-5711 (toll-free) to obtain one. A DUNS number will be provided immediately by telephone at no charge. Note this is an organizational number. Individual PDs/PIs do not need to register for a DUNS.

II. Assurances and Certifications

Each application to the PHS requires that the following assurances and certifications be verified by the Authorized Organizational Representative (a.k.a. Signing Official) for the Applicant Organization on the SF424 (R&R) cover component (Item 18) of the application.

PI and SO Verification

After the PI and SO successfully submit an application, they will receive an automatically generated email requesting them to view and verify (or reject) the application on-line in the Commons. To do this, the PI and SO need to:

1. Make sure they can log onto the NIH eRA Commons. Before they receive the email, they should be sure to know their Commons account names and passwords.
2. Verify the electronic grant application via the NIH eRA Commons. Complete instructions on the verification process are in the Applicant Package.

The assurances listed and explained below may or may not be applicable to your project, program, or type of applicant organization. There are a number of additional public policy requirements with which applicants and grantees must comply. Contact your institution's research grant administrative office or consult the *NIH Grants Policy Statement* for additional information. A copy of the [NIH Grants Policy Statement](#) may be obtained from the NIH website (<http://grants.nih.gov/grants/policy/policy.htm>). When verifying the submitted application in the eRA Commons, the duly authorized representative of the applicant organization certifies that the applicant organization will comply with the following policies, assurances and/or certifications:

A. Human Subjects Research

(Also see [Part II: Supplemental Instructions for Preparing the Human Subjects Section of the Research Plan.](#))

The DHHS regulations for the protection of human subjects provide a systematic means, based on established, internationally recognized ethical principles, to safeguard the rights and welfare of individuals who participate as subjects in research activities supported or conducted by the DHHS. The regulations stipulate that an applicant organization, whether domestic or foreign, bears responsibility for safeguarding the rights and welfare of human subjects in DHHS-supported research activities. The regulations require that applicant organizations proposing to involve human subjects in non-exempt research file a written Assurance of Compliance with the Office for Human Research Protections (OHRP), establishing appropriate policies and procedures for the protection of human subjects. These regulations, [45 CFR Part 46](#), Protection of Human Subjects, are available from the OHRP, Department of Health and Human Services, The Tower Building, 1101 Wootton Parkway, Suite 200, Rockville, MD 20854, 1-866-447-4777 or (301) 496-7005.

No non-exempt research involving human subjects can be conducted under a DHHS-sponsored award unless that organization is operating in accordance with an approved Assurance of Compliance and provides verification that an appropriate Institutional Review Board (IRB) has reviewed and approved the proposed activity in accordance with the DHHS regulations. An award will not be made to an applicant unless that applicant is affiliated with an assured organization that accepts responsibility for compliance with the DHHS regulations. Foreign applicant organizations must also comply with the provisions of the regulations.

The Center of Biologics Evaluation and Research (CBER) at FDA regulates the use of biological products in humans, at the investigational and marketing phases, including somatic cell therapies and gene

therapies. If your work involves these areas or preclinical research that will support later work in these areas, please see the Office of Recombinant DNA Activities Web site at <http://www4.od.nih.gov/oba/>.

Note: Under HHS regulations to protect human subjects from research risks, certain research areas are exempt. (See [Exemption Categories](#)). Nonetheless, with the exception of research projects that meet the criteria for Exemption 4, studies that are exempt from the human subjects regulations must still address the inclusion of women and minorities and children in the study design. Therefore, applications will be evaluated for compliance with this policy. Research involving the collection or study of existing data, documents, records, pathological specimens, diagnostic specimens, or tissues that are individually identifiable to the investigator(s) are also to be included within the term “research involving human subjects.”

Inappropriate designations of the noninvolvement of human subjects or of exempt categories of research may result in delays in the review of an application or the return of the application without review.

Federal requirements to protect human subjects would apply to research on human specimens (such as cells, blood, and urine), residual diagnostic specimens and/or medical information, when these specimens and/or medical information are from living individuals who are individually identifiable to the investigator(s).

Vulnerable Populations

Investigators who conduct research involving pregnant women, human fetuses and neonates, prisoners, or children must follow the provisions of the regulations in Subparts [B](#), [C](#), and [D](#) of [45 CFR Part 46](#), respectively, which describe the additional protections required for these populations. Relevant information may be obtained at the OHRP website (<http://www.hhs.gov/ohrp/policy/index.html>).

REMINDER: HHS regulations at [45 CFR Part 46, subpart C](#) describe requirements for additional protections for research involving prisoners as subjects or individuals who become prisoners after the research has started. Refer to: <http://www.hhs.gov/ohrp/humansubjects/guidance/prisoner.htm> for complete instructions.

[Exemptions 1-6](#) (See Human Subjects Research Supplement) do not apply to research involving prisoners or subjects who become prisoners (see [Subpart C](#)). Although Exemptions 1 and 3-6 apply to research involving children (see [Subpart D](#)), [Exemption 2](#) can only be used for research involving educational testing or observations of public behavior of children when the investigator(s) do not participate in the activities being observed.

Data and Safety Monitoring

NIH requires oversight and monitoring of all human intervention studies to ensure the safety of participants and the validity and integrity of the data. A data and safety monitoring plan is required for each clinical trial. This policy is in addition to any monitoring requirements imposed by [45 CFR Part 46](#).

The detailed data and safety monitoring plans must be submitted to the applicant’s IRB and subsequently to the funding IC for approval prior to the accrual of human subjects. The level of monitoring should be commensurate with the risks and the size and complexity of the clinical trial. The establishment of data safety monitoring boards (DSMBs) is required for multi-site clinical trials involving interventions that entail potential risk to the participants. A DSMB also may be appropriate for clinical trials if the studies have multiple clinical sites, are blinded (masked), or employ particularly high-risk or vulnerable populations.

Summary reports of adverse events must be provided to the NIH funding institute/center and to individual IRBs in order for them to address reports related to the site for which they have responsibility. Grantees should address questions on this subject to the NIH Program Official.

Further information concerning these requirements is contained in several *NIH Guide for Grants and Contracts* notices (<http://grants.nih.gov/grants/guide/notice-files/not98-084.html>) and (<http://grants.nih.gov/grants/guide/notice-files/NOT-OD-00-038.html>).

Required Education in the Protection of Human Research Participants

NIH requires education on the protection of human research participants for all individuals identified as Key Personnel before funds are awarded for applications or contract proposals involving human subjects. For information relating to this requirement, see the following notices: (<http://grants.nih.gov/grants/guide/notice-files/NOT-OD-00-039.html> and <http://grants.nih.gov/grants/guide/notice-files/NOT-OD-01-061.html>), and Frequently Asked Questions (http://grants.nih.gov/grants/policy/hs_educ_faq.htm). Prior to award, applicants will be required to provide a description of education completed in the protection of human subjects for all Key Personnel. While NIH does not endorse specific programs, there are curricula available that can provide guidance or that can be modified to provide training in this area. See <http://cme.cancer.gov/clinicaltrials/learning/humanparticipant-protections.asp> for computer-based training developed for NIH that can be downloaded at no charge. For information on facilitating education and developing curricula, see <http://www.nih.gov/sigs/bioethics>.

B. Research on Transplantation of Human Fetal Tissue

When verifying the submitted application in the eRA Commons, the duly authorized representative of the applicant organization certifies that if research on the transplantation of human fetal tissue is conducted, the applicant organization will make available, for audit by the Secretary, DHHS, the physician statements and informed consents required by section 498A (b)(2) and (c) of the Public Health Service Act, 42 U.S.C. 289g (b)(2) and (c), or ensure DHHS access to those records, if maintained by an entity other than the applicant organization.

C. Research Using Human Embryonic Stem Cells

<http://stemcells.nih.gov/index.asp>

When verifying the submitted application in the eRA Commons, the duly authorized representative of the applicant organization certifies that if research using human embryonic stem cells is proposed, the applicant organization will be in compliance with the “Notice of Extended Receipt Date and Supplemental Information Guidance for Applications Requesting Funding that Proposes Research with Human Embryonic Stem Cells” (<http://grants.nih.gov/grants/guide/notice-files/NOT-OD-02-006.html>).

D. NIH Policy on the Inclusion of Women and Minorities as Subjects in Clinical Research

It is the policy of NIH that women and members of minority groups and their subpopulations must be included in all NIH-supported biomedical and behavioral research projects involving [clinical research](#) unless a clear and compelling rationale and justification establishes to the satisfaction of the relevant Institute/Center Director that inclusion is inappropriate with respect to the health of the subjects or the purpose of the research. Exclusion under other circumstances may be made by the Director, NIH, upon the recommendation of an Institute/Center Director based on a compelling rationale and justification. Cost is not an acceptable reason for exclusion except when the study would duplicate data from other sources.

Women of childbearing potential should not be routinely excluded from participation in clinical research. All NIH-supported biomedical and behavioral research involving human subjects is defined as clinical research. This policy applies to research subjects of all ages.

The inclusion of women and members of minority groups and their subpopulations must be addressed in developing a research design appropriate to the scientific objectives of the study. The Research Plan should describe the composition of the proposed study population in terms of sex/gender and racial/ethnic group, and provide a rationale for selection of such subjects. Such a plan should contain a description of the proposed outreach programs for recruiting women and minorities as participants. See http://grants.nih.gov/grants/funding/women_min/women_min.htm.

NIH Policy On Reporting Race And Ethnicity Data: Subjects In Clinical Research

Also see “**Guidance on Reporting Ethnicity/Race and Sex/Gender in Clinical Research**” in [Human Subjects Research Supplemental Instructions](#).

The NIH has adopted the 1997 Office of Management and Budget (OMB) revised minimum standards for maintaining, collecting, and presenting data on race and ethnicity for all grant, contract, and intramural proposals and for all active research grants, cooperative agreements, contracts, and intramural projects. The minimum standards are described in the 1997 OMB Directive 15, <http://www.whitehouse.gov/omb/fedreg/ombdir15.html>.

The 1997 OMB revised minimum standards include two ethnic categories (Hispanic or Latino, and Not Hispanic or Latino) and five racial categories (American Indian or Alaska Native, Asian, Black or African American, Native Hawaiian or Other Pacific Islander, and White). The categories in this classification are social-political constructs and should not be interpreted as being anthropological in nature. Using self-reporting or self-identification to collect an individual’s data on ethnicity and race, investigators should use two separate questions with ethnicity information collected first followed by the option to select more than one racial designation.

Collection of this information and use of these categories is required for research that meets the NIH definition of [clinical research](#).

Revised Minimum Standards for Maintaining, Collecting, and Presenting Federal Data on Race and Ethnicity

The following are the ethnic and racial definitions for the minimum standard categories (1997 OMB Directive 15):

Ethnic Categories:

Hispanic or Latino: A person of Cuban, Mexican, Puerto Rican, South or Central American, or other Spanish culture or origin, regardless of race. The term “Spanish origin” can also be used in addition to “Hispanic or Latino.”

Not Hispanic or Latino

Racial Categories:

American Indian or Alaska Native: A person having origins in any of the original peoples of North, Central, or South America, and who maintains tribal affiliations or community attachment.

Asian: A person having origins in any of the original peoples of the Far East, Southeast Asia, or the Indian subcontinent including, for example, Cambodia, China, India, Japan, Korea, Malaysia, Pakistan, the Philippine Islands, Thailand, and Vietnam. (Note: Individuals from the Philippine Islands have been recorded as Pacific Islanders in previous data collection strategies.)

Black or African American: A person having origins in any of the black racial groups of Africa. Terms such as “Haitian” or “Negro” can be used in addition to “Black or African American.”

Native Hawaiian or Other Pacific Islander: A person having origins in any of the original peoples of Hawaii, Guam, Samoa, or other Pacific Islands.

White: A person having origins in any of the original peoples of Europe, the Middle East, or North Africa.

Using respondent self-report or self-identification to collect an individual’s data on ethnicity and race, investigators should use two separate questions with ethnicity information collected first followed by the option to select more than one racial designation.

When reporting these data in the aggregate, investigators should report: (a) the number of respondents in each ethnic category; (b) the number of respondents who selected only one category for each of the five racial categories; (c) the total number of respondents who selected multiple racial categories reported as the “number selecting more than one race”; and (d) the number of respondents in each racial category who are Hispanic or Latino. Investigators may provide the detailed distributions, including all possible combinations, of multiple responses to the racial designations as additional information. However, more detailed items should be designed in a way that they can be aggregated into the required categories for reporting purposes. NIH is required to use these definitions to allow comparisons to other Federal databases, especially the census and national health databases. Federal agencies will not present data on detailed categories if doing so would compromise data quality or confidentiality standards.

E. NIH Policy on Inclusion of Children

(See Definition of “[child](#).”)

Research involving children must comply with the NIH Policy and Guidelines on the Inclusion of Children in Clinical Research. The following excerpts provide the key policy statements. Investigators should obtain full copies of the Policy and Guidelines from NIH staff, or from the NIH grants Web site under <http://grants.nih.gov/grants/funding/children/children.htm>.

NIH policy requires that children (i.e., individuals under the age of 21) must be included in all clinical research, conducted or supported by the NIH unless there are clear and compelling reasons not to include them. Therefore, proposals for clinical research must include a description of plans for including children. If children will be excluded from the research, the application or proposal must present an acceptable justification for the exclusion.

In addition, the involvement of children as subjects in research must be in compliance with all applicable subparts of [45 CFR Part 46](#) as well as with other pertinent Federal laws and regulations.

Additionally, IRBs have special review requirements to protect the well-being of children who participate in research. These requirements relate to risk, benefit, parental/guardian consent, and assent by children, and to research involving children who are wards of the state or of another institution. The local IRB approves research that satisfies the conditions set forth in the regulations.

F. Vertebrate Animals

NIH no longer requires Institutional Animal Care and Use Committee (IACUC) approval of the proposed research **before NIH peer review** of an application (<http://grants.nih.gov/grants/guide/notice-files/NOT-OD-02-064.html>).

In August, 2002 NIH announced an IACUC “just-in-time” process for applications submitted for the October 1, 2002 deadline or other deadlines where the applications had a May/June 2003 Council review.

The PHS policy requirement that no award may be made without an approved Assurance and without verification of IACUC approval remains in effect. The new policy gave institutions flexibility in the timing of IACUC review relative to the submission of an application and the verification of IACUC review. The policy does not require that IACUC approval be deferred. Institutional officials retain the discretion to require IACUC approval prior to NIH peer review in circumstances of their choosing if deemed necessary. As part of the NIH peer review process, the scientific review group will continue to address the adequacy of animal usage and protections in the review of an application and will continue to raise any concerns about animal welfare issues. Verification of IACUC approval will be required in a “just-in-time” fashion prior to award.

The PHS *Policy on Humane Care and Use of Laboratory Animals* requires that applicant organizations proposing to use vertebrate animals file a written Animal Welfare Assurance with the Office of Laboratory Animal Welfare (OLAW), establishing appropriate policies and procedures to ensure the humane care and use of live vertebrate animals involved in research activities supported by the PHS. The PHS policy stipulates that an applicant organization, whether domestic or foreign, bears responsibility for the humane care and use of animals in PHS-supported research activities. This policy implements and supplements the *U.S. Government Principles for the Utilization and Care of Vertebrate Animals Used in Testing, Research, and Training* and requires that institutions use the *Guide for the Care and Use of Laboratory Animals* as a basis for developing and implementing an institutional animal care and use program. This policy does not affect applicable state or local laws or regulations that impose more stringent standards for the care and use of laboratory animals. All institutions are required to comply, as applicable, with the Animal Welfare Act as amended (7 USC 2131 et seq.) and other Federal statutes and regulations relating to animals. These documents are available from the Office of Laboratory Animal Welfare, National Institutes of Health, Bethesda, MD 20892, (301) 496-7163.

The PHS policy defines “animal” as “any live, vertebrate animal used or intended for use in research, research training, experimentation or biological testing or for related purposes.”

No PHS award for research involving vertebrate animals will be made to an applicant organization unless that organization is operating in accordance with an approved Animal Welfare Assurance and provides verification that the IACUC has reviewed and approved the proposed activity in accordance with the PHS policy. Applications may be referred by the PHS back to the IACUC for further review in the case of apparent or potential violations of the PHS policy. No award to an individual will be made unless that individual is affiliated with an assured organization that accepts responsibility for compliance with the PHS policy. Foreign applicant organizations applying for PHS awards for activities involving vertebrate animals are required to comply with PHS policy or provide evidence that acceptable standards for the humane care and use of animals will be met.

G. Debarment and Suspension

Executive Order 12549, “Debarment and Suspension,” mandated development of a Government-wide debarment and suspension system for nonprocurement transactions with Federal agencies. Executive Order 12689 and Section 2455 of the Federal Acquisition Streamlining Act of 1994 further required Federal agencies to establish regulations for reciprocal Government-wide effect across procurement and nonprocurement debarment and suspension actions. This reciprocity rule is effective for any debarment, suspension or other Government-wide exclusion initiated on or after August 25, 1995.

DHHS regulations implementing Executive Orders 12549 and 12689 and Section 2455 of the Federal Acquisition Regulation are provided in 45 CFR 76, “Government-wide Debarment and Suspension (Nonprocurement).” Changes in this Government-wide requirement (adopted in the November 26, 2003 Federal Register Notice) now implement this as a term and condition of an award.

H. Drug-Free Workplace

DHHS regulations implementing the Drug-Free Workplace Act of 1988 (Public Law 100-690, Title V, Subtitle D) are now provided in 45 CFR 82, “Government-wide Requirements for Drug-Free Workplace (Financial Assistance).” Changes in this Government-wide requirement (adopted in the November 26, 2003 Federal Register Notice) now implement this as a term and condition of an award.

I. Lobbying

Title 31, United States Code, Section 1352, entitled “Limitation on Use of Appropriated Funds to Influence Certain Federal Contracting and Financial Transactions,” generally prohibits recipients of Federal grants and cooperative agreements from using Federal (appropriated) funds for lobbying the Executive or Legislative Branches of the Federal Government in connection with a specific grant or cooperative agreement. Section 1352 also requires that each person who requests or receives a Federal grant or cooperative agreement must disclose lobbying undertaken with non-Federal (nonappropriated) funds. These requirements apply to grants and cooperative agreements exceeding \$100,000 in total costs. DHHS regulations implementing Section 1352 are provided in 45 CFR Part 93, “New Restrictions on Lobbying.”

The complete Certification Regarding Lobbying is provided below.

“The undersigned (authorized official signing for the applicant organization) certifies, to the best of his or her knowledge and belief that:

“(1) No Federal appropriated funds have been paid or will be paid, by or on behalf of the undersigned, to any person for influencing or attempting to influence an officer or employee of any agency, a Member of Congress, an officer or employee of Congress, or an employee of a Member of Congress in connection with the awarding of any Federal contract, the making of any Federal grant, the making of any Federal loan, the entering into of any cooperative agreement, and the extension, continuation, renewal, amendment, or modification of any Federal contract, grant, loan, or cooperative agreement.

“(2) If any funds other than Federally appropriated funds have been paid or will be paid to any person for influencing or attempting to influence an officer or employee of any agency, a Member of Congress, an officer or employee of Congress, or an employee of a Member of Congress in connection with this Federal contract, grant, loan, or cooperative agreement, the undersigned shall complete and submit Standard Form LLL, “Disclosure of Lobbying Activities,” in accordance with its instructions.

“(3) The undersigned shall require that the language of this certification be included in the award documents for all subawards at all tiers (including subcontracts, subgrants, and contracts under grants, loans and cooperative agreements) and that all subrecipients shall certify and disclose accordingly.

“This certification is a material representation of fact upon which reliance was placed when this transaction was made or entered into. Submission of this certification is a prerequisite for making or entering into this transaction imposed by section 1352, U.S. Code. Any person who fails to file the required certification shall be subject to a civil penalty of not less than \$10,000 and not more than \$100,000 for each such failure.”

Standard Form LLL, “Disclosure of Lobbying Activities,” its instructions, and continuation sheet are available from GrantsInfo, National Institutes of Health, email: GrantsInfo@nih.gov, (301) 435-0714.

J. Nondelinquency on Federal Debt

The Federal Debt Collection Procedure Act, 28 U.S.C. 3201 (e), provides that an organization or individual that is indebted to the United States, and has a judgment lien filed against it, is ineligible to

receive a Federal grant. NIH cannot award a grant unless the authorized organizational official of the applicant organization (or individual as in the case of an individual Ruth L. Kirschstein National Research Service Award) certifies, by means of his/her signature on the application, that the organization is not delinquent in repaying any Federal debt. If the applicant discloses delinquency on a debt owed to the Federal Government, NIH may not award the grant until the debt is satisfied or satisfactory arrangements are made with the agency to which the debt is owed.

K. Research Misconduct

Each institution that receives or applies for a research, research training, or research-related grant or cooperative agreement under the Public Health Service Act must certify that the institution has established administrative policies as required by (1) 42 CFR Part 50, Subpart A, “Responsibilities for PHS Awardee and Applicant Institutions for Dealing with and Reporting Possible Misconduct in Science” and (2) 42 CFR 94, “Public Health Service Standards for the Protection of Research Misconduct Whistleblowers” (effective on the date set forth in the final rule).

The signature of the official signing for the applicant organization on the SF424 (R&R) cover component (Item 18) of the application serves as certification that:

1. The institution will comply with the requirements of the PHS regulations for dealing with reporting possible scientific misconduct under 42 CFR Part 50, Subpart A, and for protecting research misconduct whistleblowers under 42 CFR Part 94;
2. The institution has established policies and procedures incorporating the provisions set forth in 42 CFR Part 50, Subpart A, and 42 CFR Part 94;
3. The institution will provide its policies and procedures to the Office of Research Integrity upon request; and
4. The institution will submit an Annual Report on Possible Research Misconduct (Form 6349). A copy of Form 6349, covering the previous year, will be automatically sent to all PHS awardees by the Office of Research Integrity each January.

”Misconduct in Science” and “Research Misconduct” are defined by the Public Health Service as “fabrication, falsification, plagiarism or other practices that seriously deviate from those that are commonly accepted within the scientific community for proposing, conducting or reporting research. It does not include honest error or honest differences in interpretation or judgments of data.”

For further information, please contact:

Office of Research Integrity
Division of Education and Integrity
Rockwall II, Suite 700
5515 Security Lane
Rockville, MD 20852,
Phone: (301) 443-5300
Fax: (301) 594-0042 or (301) 445-5351.

L. Assurance of Compliance (Civil Rights, Handicapped Individuals, Sex Discrimination, Age Discrimination)

Before a grant award can be made, a domestic applicant organization must certify that it has filed with the DHHS Office for Civil Rights: an Assurance of Compliance (Form HHS 690) with Title VI of the Civil Rights Act of 1964 (P.L. 88352, as amended), which prohibits discrimination on the basis of race, color,

or national origin; Section 504 of the Rehabilitation Act of 1973 (P.L. 93-112, as amended), which prohibits discrimination on the basis of handicaps; Title IX of the Education Amendments of 1972 (P.L. 92-318, as amended), which prohibits discrimination on the basis of sex; and the Age Discrimination Act of 1975 (P.L. 94-135), which prohibits discrimination on the basis of age.

The Assurance of Compliance Form HHS 690 is available from <http://www.hhs.gov/ocr/ps690.pdf>.

Assurance of Compliance Form HHS 690 is now used in lieu of individual assurances: Form HHS 441, Civil Rights; Form HHS 641, Handicapped Individuals; Form HHS 639-A, Sex Discrimination; and Form HHS 680, Age Discrimination.

M. Research Involving Recombinant DNA, including Human Gene Transfer Research

The *National Institutes of Health Guidelines for Research Involving Recombinant DNA Molecules (NIH Guidelines)* apply to all projects (NIH-funded and non-NIH-funded) involving recombinant DNA molecules that are conducted at or sponsored by an institution that receives NIH support for recombinant DNA research. As defined by the *NIH Guidelines*, recombinant DNA molecules are either: (1) molecules that are constructed outside living cells by joining natural or synthetic DNA segments to DNA molecules that can replicate in a living cell; or (2) DNA molecules that result from the replication of those described in (1). The *NIH Guidelines* set forth principles and standards for safe and ethical conduct of recombinant DNA research and apply to both basic and clinical research studies. The *NIH Guidelines* should be carefully reviewed and implemented to ensure that proper biosafety and containment practices are employed for all projects involving recombinant DNA research, including review by an Institutional Biosafety Committee that meets the requirements of the *NIH Guidelines*. Further, the *NIH Guidelines* include special review and reporting requirements for the conduct of human gene transfer studies (under Appendix M). Failure to comply with the *NIH Guidelines* may result in suspension, limitation, or termination of NIH funds for recombinant DNA research at the organization or a requirement for NIH prior approval of any or all recombinant DNA projects at the organization. A copy of the *NIH Guidelines* is posted at the following URL: <http://www4.od.nih.gov/oba/rac/guidelines/guidelines.html> and may be obtained from the NIH Office of Biotechnology Activities, 6705 Rockledge Drive, Suite 750, Bethesda, MD 20892, 301-496-9838.

N. Financial Conflict of Interest

NIH requires grantees and investigators (except Phase I SBIR/STTR applicants) to comply with the requirements of 42 CFR Part 50, Subpart F, “Responsibility of Applicants for Promoting Objectivity in Research for which PHS Funding is Sought.” These requirements promote objectivity in research by establishing standards to ensure there is no reasonable expectation that the design, conduct, or reporting of research funded under PHS grants or cooperative agreements will be biased by any conflicting financial interest of an investigator.

The signature of the authorized organizational official on the SF424 (R&R) cover component (Item 18) of the application serves as certification of compliance with the requirements of 42 CFR Part 50, Subpart F, including that:

1. There is in effect at the organization a written and enforced administrative process to identify and manage, reduce, or eliminate conflicting financial interests with respect to research projects for which NIH funding is sought.

2. Prior to the expenditure of any NIH funds awarded under a new award, the organization will inform NIH of the existence of any conflicting financial interests of the type covered by 42 CFR 50.605 and assure that the interest has been managed, reduced, or eliminated in accordance with the regulations;
3. The Institution will continue to make similar reports on subsequently identified conflicts; and it will make information available to NIH, upon request, as to how identified conflicting interests have been handled.

O. Smoke- Free Workplace

The PHS strongly encourages all grant recipients to provide a smoke-free workplace and to promote the non-use of all tobacco products. In addition, Public Law 103-227, the Pro-Children Act of 1994, prohibits smoking in certain facilities (or in some cases, any portion of a facility) in which regular or routine education, library, day care, health care, or early childhood development services are provided to children. This is consistent with the PHS mission to protect and advance the physical and mental health of the American people.

P. PHS Metric Program

Consistent with Government-wide implementing regulations, 15 CFR Part 19, Subpart B and/or any other Government-wide requirements, PHS policy is to support Federal transition to the metric system and to use the metric system of measurement in all grants, cooperative agreements, and all other financial assistance awards. Likewise, measurement values in reports, publications, and other communications regarding grants will be in metric.

Q. Prohibition on Awards to 501(c)4 Organizations That Lobby

Organizations described in section 501(c)4 of the Internal Revenue Code of 1968 that engage in lobbying are not eligible to receive grant/cooperative agreement awards. This is not to be confused with 45 CFR Part 93, Section 1352, “New Restrictions on Lobbying” See “[Lobbying](#).”

R. Prohibited Research

BAN ON FUNDING OF HUMAN EMBRYO RESEARCH (Section 510)

This section continues the current ban that prohibits NIH from using appropriated funds to support human embryo research. Grant, cooperative agreement, and contract funds may not be used for: “(a)...(1) the creation of a human embryo or embryos for research purposes; or (2) research in which a human embryo or embryos are destroyed, discarded, or knowingly subjected to risk of injury or death greater than that allowed for research on fetuses in utero under 45 CFR Part 46.208(a)(2) and section 498(b) of the Public Health Service Act (42 U.S.C. 289g(b)). (b) For purposes of this section, the term ‘human embryo or embryos’ includes any organism not protected as a human subject under [45 CFR Part 46](#) as of the date of the enactment of this Act, that is derived by fertilization, parthenogenesis, cloning, or any other means from one or more human gametes or human diploid cells.”

The NIH has published final guidelines on the allowability of Federal funds to be used for research on existing human embryonic stem cell lines. The URL is <http://stemcells.nih.gov/index.asp>.

LIMITATION ON USE OF FUNDS FOR PROMOTION OF LEGALIZATION OF CONTROLLED SUBSTANCES (Section 511)

“(a) None of the funds made available in this Act may be used for any activity that promotes the legalization of any drug or other substance included in schedule I of the schedules of controlled substances established by section 202 of the Controlled Substances Act (21 U.S.C.812). (b)The limitation in subsection (a) shall not apply when there is significant medical evidence of a therapeutic advantage to the use of such drug or other substance or that Federally sponsored clinical trials are being conducted to determine therapeutic advantage.”

RESTRICTION ON DISTRIBUTION OF STERILE NEEDLES (Section 505)

“Notwithstanding any other provision of this Act, no funds appropriated under this Act shall be used to carry out any program of distributing sterile needles or syringes for the hypodermic injection of any illegal drug.”

RESTRICTION ON ABORTIONS (Section 508)

“(a) None of the funds appropriated under this Act, and none of the funds in any trust fund to which funds are appropriated under this Act, shall be expended for any abortion.”

S. Select Agents and Toxins

The Public Health Security and Bioterrorism Preparedness and Response Act of 2002 (P.L. 107-188) is designed to provide protection against misuse of select agents and toxins whether inadvertent or the result of terrorist acts against the United States homeland or other criminal acts. The Act was implemented, in part, through regulations published by CDC at 42 CFR 73 <<http://www.cdc.gov/od/sap/docs/42cfr73.pdf>>, Select Agents and Toxins.

As a term of award, grantees who conduct research involving Select Agents (see 42 CFR 73 for the list; and 7 CFR 331 and 9 CFR 121 for the relevant animal and plant pathogens) are reminded that they must complete registration with CDC (or USDA, depending on the agent) before using NIH funds. No funds can be used for research involving Select Agents if the final registration certificate is denied.

Research involving select agents and recombinant DNA molecules also is subject to the NIH Guidelines for Research Involving DNA Molecules (NIH Guidelines) (see Recombinant DNA and Human Gene Transfer Research in this subsection for applicability of these guidelines).

III. Definitions

(See also [Human Subjects Research Definitions](#).)

AIDS Related. Includes: (1) projects relating to the etiology, epidemiology, natural history, diagnosis, treatment, or prevention of AIDS; (2) various sequelae specifically associated with the syndrome; and (3) preparation and screening of anti-AIDS agents as well as vaccine development, including both preclinical and clinical studies. Not all applications examining various influences on T-lymphocytes or retroviruses will be appropriate for the expedited AIDS review process. Applications only indirectly related to AIDS will be evaluated by established Scientific Review Groups (SRGs) appropriate to the scientific discipline during regular NIH review cycles and should not be submitted in response to the expedited AIDS receipt dates. Applicants are urged to take note of the yearly NIH Plan for HIV-Related Research and indicate how their application addresses the NIH priorities set forth in that Plan. The Plan can be found on the NIH Office of AIDS Research homepage.

Animal. Any live, vertebrate animal used or intended for use in research, research training, experimentation, or biological testing or for related purposes at the applicant organization or any collaborating site or other performance site.

Applicant Organization Types.

Federal: A cabinet-level department or independent agency of the Executive Branch of the Federal Government or any component part of such a department or agency that may be assigned the responsibility for carrying out a grant-supported program.

State: Any agency or instrumentality of a state government of any of the United States or its territories.

Local: Any agency or instrumentality of a political subdivision of government below the State level.

Nonprofit: An institution, corporation, or other legal entity no part of whose net earnings may lawfully inure to the benefit of any private shareholder or individual.

For profit: An institution, corporation, or other legal entity, which is organized for the profit or benefit of its shareholders or other owners. A “for profit” organization is considered to be a small business if it is independently owned and operated, if it is not dominant in the field in which research is proposed, and if it employs no more than 500 persons. Also see definition for Small Business Concern.

Small Business Concern: A small business concern is one that, at the time of award of Phase I and Phase II, meets **all** of the following criteria:

1. Is independently owned and operated, is not dominant in the field of operation in which it is proposing, has its principal place of business located in the United States, and is organized for profit.
2. Is at least 51% owned, or in the case of a publicly owned business, at least 51% of its voting stock is owned by United States citizens or lawfully admitted permanent resident aliens.
3. Has, including its affiliates, **a number of employees not exceeding 500**, and meets the other regulatory requirements found in 13 CFR Part 121. Business concerns, other than investment companies licensed, or state development companies qualifying under the Small Business Investment Act of 1958, 15 U.S.C. 661, et seq., are affiliates of one another when either directly or indirectly, (a) one concern controls or has the power to control the other; or (b) a third-party/parties controls or has the power to control both.

Control can be exercised through common ownership, common management, and contractual relationships. The term “affiliates” is defined in greater detail in 13 CFR 121.3-2(a). The term “number of employees” is defined in 13 CFR 121.3-2(t).

Business concerns include, but are not limited to, any individual (sole proprietorship), partnership, corporation, joint venture, association, or cooperative. Further information may be obtained by contacting the Small Business Administration Size District Office at <http://www.sba.gov/size/>.

Socially and Economically Disadvantaged Small Business Concern: A socially and economically disadvantaged small business concern is one that is at least 51% owned by (a) an Indian tribe or a native Hawaiian organization, or (b) one or more socially and economically disadvantaged individuals; **and** whose management and daily business operations are controlled by one or more socially and economically disadvantaged individuals.

Women-Owned Small Business Concern: A small business concern that is at least 51% owned by a woman or women who also control and operate it. “Control” in this context means exercising the power to make policy decisions. “Operate” in this context means being actively involved in the day-to-day management.

Co-investigator. An individual involved with the Project Director/Principal Investigator (PD/PI) in the scientific development or execution of the project. The co-investigator (collaborator) may be employed by, or be affiliated with, the applicant/grantee organization or another organization participating in the project under a consortium agreement. This individual would typically devote a specific percent of effort to the project and would be identified as Key Personnel. The designation of a co-investigator, if applicable, does not affect the PD/PI’s roles and responsibilities as specified in the [Grants Policy Statement](#).

Commercialization. The process of developing markets and producing and delivering products for sale (whether by the originating party or by others). As used here, commercialization includes both government and private sector markets.

Consortium Agreement. A formalized agreement whereby a research project is carried out by the grantee and one or more other organizations that are separate legal entities. Under the agreement, the grantee must perform a substantive role in the conduct of the planned research and not merely serve as a conduit of funds to another party or parties. These agreements typically involve a specific percent of effort from the consortium organization’s PD/PI and a categorical breakdown of costs, such as personnel, supplies, and other allowable expenses, including Facilities and Administrative costs.

Consultant. An individual who provides professional advice or services for a fee, but normally not as an employee of the engaging party. In unusual situations, an individual may be both a consultant and an employee of the same party, receiving compensation for some services as a consultant and for other work as a salaried employee. To prevent apparent or actual conflicts of interest, grantees and consultants must establish written guidelines indicating the conditions of payment of consulting fees. Consultants may also include firms that provide paid professional advice or services.

Consulting fees. The fee paid by an institution to a salaried member of its faculty is allowable only in unusual cases and only if both of the following conditions exist: (1) the consultation crosses departmental lines or involves a separate operation; and (2) the work performed by the consultant is in addition to his or her regular workload.

In all other cases, consulting fees paid to employees of recipient or cost-type contractor organizations in addition to salary may be charged to PHS grant-supported projects only in unusual situations and when all of the following conditions exist: (1) the policies of the recipient or contractor permit such consulting fee payments to its own employees regardless of whether Federal grant funds are received; (2) the consulting services are clearly outside the scope of the individual’s salaried employment; and (3) it would be inappropriate or not feasible to compensate the individual for these services through payment of additional salary.

For additional clarification on the allowance and appropriateness of consulting fees, refer to the [NIH Grants Policy Statement](#).

Cooperative Agreement. A financial assistance mechanism that will have substantial Federal scientific and/or programmatic involvement. Substantial programmatic involvement means that after award, scientific or program staff will assist, guide, coordinate, or participate in programmatic activities beyond the normal stewardship responsibility in the administration of grants. Proposed cooperative agreements will be published as policy announcements, Program Announcements, or Requests for Applications.

Equipment. An article of tangible nonexpendable personal property that has a useful life of more than one year and an acquisition cost per unit that equals or exceeds the lesser of the capitalization threshold established by the organization or \$5,000.

Essentially Equivalent Work. This term is meant to identify “scientific overlap,” which occurs when (1) substantially the same research is proposed for funding in more than one contract proposal or grant application submitted to the same Federal agency; **or** (2) substantially the same research is submitted to two or more different Federal agencies for review and funding consideration; **or** (3) a specific research objective and the research design for accomplishing that objective are the same or closely related in two or more proposals or awards, regardless of the funding source.

Feasibility. The extent to which a study or project may be done practically and successfully.

Foreign Component. The performance of any significant scientific element or segment of a project outside of the United States, either by the grantee or by a researcher employed by a foreign organization, whether or not grant funds are expended. Activities that would meet this definition include, but are not limited to: (1) the involvement of human subjects or animals; (2) extensive foreign travel by grantee project staff for the purpose of data collection, surveying, sampling, and similar activities; or (3) any activity of the grantee that may have an impact on U.S. foreign policy through involvement in the affairs or environment of a foreign country. Foreign travel for consultation is not considered a foreign component.

Full-Time Appointment. The number of days per week and/or months per year representing full-time effort at the applicant/grantee organization, as specified in organizational policy. The organization’s policy must be applied consistently regardless of the source of support.

Grant. A financial assistance mechanism providing money, property, or both to an eligible entity to carry out an approved project or activity. A grant is used whenever the NIH Institute or Center anticipates no substantial programmatic involvement with the recipient during performance of the financially assisted activities.

Innovation. Something new or improved, including research for (1) development of new technologies, (2) refinement of existing technologies, or (3) development of new applications for existing technologies. For the purposes of PHS programs, an example of “innovation” would be new medical or biological products for improved value, efficiency, or costs.

Institutional Base Salary. The annual compensation that the applicant organization pays for an employee’s appointment, whether that individual’s time is spent on research, teaching, patient care, or other activities. Base salary excludes any income that an individual may be permitted to earn outside of duties to the applicant organization. Base salary may not be increased as a result of replacing institutional salary funds with NIH grant funds.

Some PHS grant programs are currently subject to a legislatively imposed salary limitation. Any adjustment for salary limits will be made at time of award. Applicants are encouraged to contact their offices of sponsored programs or see the [NIH Guide for Grants and Contracts](#) for current guidance on salary requirements.

Key Personnel. In addition to the PD/PI, Key Personnel are defined as individuals who contribute to the scientific development or execution of the project in a substantive, measurable way, whether or not salaries are requested.

Typically, these individuals have doctoral or other professional degrees, although individuals at the masters or baccalaureate level should be included if their involvement meets the definition of Key Personnel. Consultants should also be included if they meet the definition of Key Personnel. Key Personnel must devote measurable effort to the project whether or not salaries are requested—“zero percent” effort or “as needed” are not acceptable levels for those designated as Key Personnel.

Other Significant Contributors. This category identifies individuals who have committed to contribute to the scientific development or execution of the project, but are not committing any specified measurable effort to the projects. These individuals are typically presented at “zero percent” effort or “as needed” (individuals with measurable effort cannot be listed as Other Significant Contributors). Consultants should be included if they meet this definition. This would also be an appropriate designation for mentors on Career awards.

Project Director or Principal Investigator (PD/PI). The one individual designated by the applicant organization to direct the project or program to be supported by the grant. The PD/PI is responsible and accountable to applicant organization officials for the proper conduct of the project or program.

Program Income. Gross income earned by the applicant organization that is directly generated by a supported activity or earned as a result of the award. The *PHS Grants Policy Statement* or [NIH Grants Policy Statement](#) contains a detailed explanation of program income, the ways in which it may be generated and accounted for, and the various options for its use and disposition.

Examples of program income include:

- Fees earned from services performed under the grant, such as those resulting from laboratory drug testing;
- Rental or usage fees, such as those earned from fees charged for use of computer equipment purchased with grant funds;
- Third party patient reimbursement for hospital or other medical services, such as insurance payments for patients when such reimbursement occurs because of the grant-supported activity;
- Funds generated by the sale of commodities, such as tissue cultures, cell lines, or research animals;
- Patent or copyright royalties (exempt from reporting requirements); and
- Registration fees generated from grant-supported conferences.

Prototype. A model of something to be further developed and includes designs, protocols, questionnaires, software, and devices.

Research or Research and Development (R/R&D). Any activity that is:

- A systematic, intensive study directed toward greater knowledge or understanding of the subject studied;
- A systematic study directed specifically toward applying new knowledge to meet a recognized need;

- A systematic application of knowledge toward the production of useful materials, devices, and systems or methods, including design, development, and improvement of prototypes and new processes to meet specific requirements.

Research Institution. A United States research organization that is:

- A nonprofit college or university or
- A nonprofit research institution, including nonprofit medical and surgical hospitals. (A “nonprofit institution” is defined as an organization that is owned and operated exclusively for scientific or educational purposes, no part of the net earnings of which inures to the benefit of any private shareholder or individual.) or
- A contractor-operated, Federally funded research and development center, as identified by the National Science Foundation in accordance with the Government-wide Federal Acquisition Regulation issued in accordance with section 35(c)(1) of the Office of Federal Procurement Policy Act (or any successor legislation thereto).

(Laboratories staffed by Federal employees do not meet the definition of “research institution” for purposes of the STTR program.)

Socially and Economically Disadvantaged Individual. A member of any of the following groups: Black Americans; Hispanic Americans; Native Americans; Asian-Pacific Americans; Subcontinent Asian Americans; other groups designated from time to time by the Small Business Administration (SBA) to be socially disadvantaged; or any other individual found to be socially and economically disadvantaged by SBA pursuant to Section 8(a) of the Small Business Act, 15 U.S.C. 637(a).

Subcontract. Any agreement, other than one involving an employer-employee relationship, entered into by a Federal Government prime contractor calling for supplies or services required solely for the performance of the prime contract or another subcontract.

United States. The 50 states, territories and possessions of the U.S., Commonwealth of Puerto Rico, Trust Territory of the Pacific Islands, and District of Columbia.

IV. General Information

A. Research Grant Mechanisms

The following table summarizes the major mechanisms NIH uses to fund research grants. For more detailed information, visit the OER Grants website <http://grants.nih.gov/grants/oer.htm>.

Over the next several years, NIH will transition all the mechanisms listed below to electronic submission through Grants.gov. Initial plans are announced in the NIH Guide Notice, OD-05-067:

<http://grants.nih.gov/grants/guide/notice-files/NOT-OD-05-067.html>. Additional notices will be posted in the Guide giving the community several months notice of the transition of a specific mechanism. Specific funding opportunity announcements will also be posted in the NIH Guide and on Grants.gov, Apply for Grants, when a particular mechanism is transitioned.

Type (Mechanism)	Description
Research Grants	
Basic Research Grant (R01)	Basic Research Grants are awarded to eligible institutions on behalf of a PD/PI to support a discrete project related to the investigator's area of interest and competence. These grants make up the largest category of NIH funding.
Small Research Grant (R03) http://grants.nih.gov/grants/funding/r03.htm	Small Research Grants support small research projects that can be carried out in a short period of time with limited resources for projects such as pilot or feasibility studies; secondary analysis of existing data; small, self-contained research projects; development of research methodology and/or development of new research technology. <i>Not all awarding components accept investigator-initiated R03 applications.</i> Applicants interested in the small research grant program of PHS-awarding components other than NIH should contact an official of the appropriate PHS-awarding component.
Academic Research Enhancement Award (AREA) (R15) http://grants.nih.gov/grants/funding/area.htm	Academic Research Enhancement Awards provide support to scientists at eligible domestic institutions for small-scale health-related research projects, such as pilot research projects and feasibility studies; development, testing, and refinement of research techniques; and similar discrete research projects that demonstrate research capability. This award is directed toward those smaller public and private colleges and universities that provide undergraduate training for a significant number of the U.S. research scientists.

Type (Mechanism)	Description
<p>Exploratory/Developmental Research Grant (R21/R33) http://grants.nih.gov/grants/funding/r21.htm</p>	<p>Exploratory/Developmental Research Grants seek to broaden the base of inquiry in fundamental biomedical research by encouraging applications for research projects that involve an especially high degree of innovation and novelty. NIH provides pilot-scale support for potentially ground-breaking ideas, methods, and systems that meet the following criteria: they lack sufficient preliminary data for feasibility to be established, their successful demonstration would have a major impact on biomedical research, and they fall within the areas supported by the awarding I/C. <i>Not all awarding components accept R21/R33 applications.</i></p>
<p>Small Business Innovation Research Grant (SBIR: R43/R44) Small Business Technology Transfer Grant (STTR: R41/R42) http://grants.nih.gov/grants/funding/sbir.htm</p>	<p>SBIR and STTR grants are made to eligible domestic for-profit small business concerns conducting innovative research that has the potential for commercialization. SBIR/STTR awards are intended to stimulate technological innovation, use small business to meet Federal research and development needs, increase private sector commercialization of innovations derived from Federal research and development, and foster and encourage participation by minority and disadvantaged persons in technological innovation.</p>
<p>Program Project Grant (P01)</p>	<p>Program Project Grants are more complex in scope and budget than the individual basic research (R01) grant. While R01s are awarded to support the work of one PD/PI who, with supporting staff, is addressing a scientific problem, program project grants are available to a group of several investigators with differing areas of expertise who wish to collaborate in research by pooling their talents and resources. Program project grants represent synergistic research programs that are designed to achieve results not attainable by investigators working independently. <i>Not all awarding components accept P01 applications.</i></p>
<p>Research Center Grant (P50/P60)</p>	<p>Research Center Grants serve varying scientific and IC-specific purposes, but they have elements in common. The grants are multidisciplinary in scope and may focus more on an area or discipline of science than on a specific theme or goal. Independent investigators direct the projects and cores. Center grants offer a greater opportunity for scientific interactions and overall progress than with individually-funded projects. <i>Not all awarding components accept P50/P60 applications.</i></p>

Type (Mechanism)	Description
Scientific Meeting Support (R13) http://grants.nih.gov/grants/funding/r13/index.htm	Most NIH ICs provide support for scientific meetings, conferences, and workshops that are relevant to its scientific mission. Any U.S. institution or organization, including an established scientific or professional society, is eligible to apply. For more information and guidelines, see http://grants.nih.gov/grants/guide/pa-files/PA-R-03-176.html . Applicants must obtain IC approval prior to submission.
Research Grants to Foreign Institutions and International Organizations	http://grants.nih.gov/grants/policy/nihgps_2003/NIHGPs_Part12.htm#_Toc54600260 .
Training, Fellowships and Career Development Programs	
NIH Institutional Ruth L. Kirschstein National Research Service Award (T32/T34/T35) http://grants.nih.gov/grants/guide/pa-files/PA-00-103.html	These awards are made to domestic institutions that have the facilities and faculty to provide for research training programs in scientific specialties. Grant funds may be used for personnel, equipment, supplies, trainee stipends (both pre- and postdoctoral), and related costs.
Individual Ruth L. Kirschstein National Research Service Award Fellowships (NRSA: F30/F31/F32/F33) http://grants.nih.gov/training/nrsa.htm	These fellowships are awarded to qualified individuals at the predoctoral, postdoctoral, or senior investigator level to pursue full-time research training in designated biomedical or behavioral science areas. NRSA APPLICANTS MUST USE PHS 416-1 FORMS/INSTRUCTIONS (http://grants.nih.gov/grants/funding/416/phs416.htm)
Career Development Award (K Award) http://grants.nih.gov/training/careerdevelopmentawards.htm	Among NIH components, several types of career development awards are available to research and academic institutions on behalf of scientists who require additional independent or mentored experience in a productive scientific environment in order to further develop their careers in independent biomedical or behavioral research.
APPLICATIONS AVAILABLE FROM OTHER OFFICES	
International Research Fellowship Award Application (NIH 1541-1)	Fogarty International Center (FIC) (301) 496-1653
Nonresearch Training Grant Application (PHS 6025)	Health Resources and Services Administration (HRSA) (301) 443-6960
Health Services Project Application (5161-1)	Substance Abuse and Mental Health Services Administration (SAMHSA) (301) 436-8451

B. Government Use of Information Under Privacy Act

The Privacy Act of 1974 (5 U.S.C. 552a) is a records management statute and regulates the collection, maintenance, use, and dissemination of personal information by Federal agencies. In accordance with the Act, the PHS is required to provide the following notification to each individual whom it asks to supply information.

The PHS maintains applications and grant records pursuant to its statutory authority for awarding grants. The purpose of the information collection is to aid in the review, award, and administration of PHS programs. Provision of information is voluntary; however, a lack of sufficient information may hinder the ability of the PHS to review applications, monitor grantee performance, or perform overall management of grant programs.

The Privacy Act authorizes discretionary disclosure of this information within the Department of Health and Human Services and outside the agency to the public, as required by the Freedom of Information Act and the associated DHHS regulations (45 CFR 5), including the Congress acting within its legislative authority, the National Archives, the General Accounting Office, the Bureau of Census, law enforcement agencies, and pursuant to a court order. Information also may be disclosed outside the Department, if necessary, for the following purposes:

1. To a Congressional office at the request of the record subject;
2. To the Department of Justice as required for litigation;
3. To the cognizant audit agency for auditing;
4. To qualified experts not within the definition of Department employees as prescribed in Department Regulations (45 CFR 5b.2) for opinions as part of the application review/award process;
5. For an authorized research purpose under specified conditions;
6. To contractors for the purpose of processing, maintaining, and refining records in the system. Contractors will be required to maintain Privacy Act safeguards with respect to such records;
7. To a Federal agency, in response to its request, in connection with the letting of a contract, or the issuance of a license, grant, or other benefit by the requesting agency, to the extent that the records are relevant and necessary to the requesting agency's decision on the matter; and
8. To the applicant organization in connection with the review of an application or performance or administration under the terms and conditions of the award, or in connection with problems that might arise in performance or administration if an award is made.

C. Information Available to the PD/PI

Under the provisions of the Privacy Act, PDs/Pis may request copies of records pertaining to their grant applications from the PHS component responsible for funding decisions. PDs/Pis are given the opportunity under established procedures to request that the records be amended if they believe they are inaccurate, untimely, incomplete, or irrelevant. If the PHS concurs, the records will be amended.

D. Information Available to the General Public

The PHS makes information about awarded grants available to the public, including the title of the project, the grantee institution, the PD/PI, and the amount of the award. The Project Summary/Abstract, from Item 6 on the Other Project Information Component, of a funded research grant application is sent to the National Technical Information Service (NTIS), U.S. Department of Commerce, where the information is used for the dissemination of scientific information and for scientific classification and program analysis purposes. These descriptions are available to the public from the NTIS.

NIH also routinely places information about awarded grants, including project title, name of the PD/PI, and project description (abstract) in the [CRISP](#) system.

The Freedom of Information Act and implementing DHHS regulations (45 CFR Part 5) require the release of certain information about grants upon request, regardless of the intended use of the information. Generally available for release, upon request are: all funded grant applications and progress reports **including** their derivative funded **noncompeting supplemental** grant progress reports; pending and funded **noncompeting continuation** progress reports; progress reports of grantees; and final reports of any review or evaluation of grantee performance conducted or caused to be conducted by the DHHS. Generally **not** available for release to the public are: **competing** grant progress reports (initial, competing continuation, and supplemental) for which awards have **not** been made; evaluative portions of site visit reports; and summary statements of findings and recommendations of review groups. Trade secrets and commercial, financial, or otherwise proprietary information may be withheld from disclosure. Information, which, if disclosed, would be a clearly unwarranted invasion of personal privacy, may also be withheld from disclosure. Although the grantee institution and the PD/PI will be consulted about any such release, the PHS will make the final determination. If a requested document contains both disclosable and nondisclosable information, the nondisclosable information will be deleted and the balance of the document will be released.

Access to Research Data

By regulation (45 CFR 74.36), grantees that are institutions of higher education, hospitals, or non-profit organizations are required to provide, in response to a FOIA request, the research data first produced under the award. The term “research data” is defined as the recorded factual material commonly accepted in the scientific community as necessary to validate research findings. It does not include preliminary analyses; drafts of scientific papers; plans for future research; peer reviews; communications with colleagues; physical objects (e.g., laboratory samples, audio or video tapes); trade secrets; commercial information; materials necessary to be held confidential to a researcher until publication in a peer-reviewed journal; information that is protected under the law (e.g., intellectual property); personnel and medical files and similar files, the disclosure of which would constitute an unwarranted invasion of personal privacy or information that could be used to identify a particular person in a research study.

These requirements do not apply to commercial organizations or to research data produced by state or local governments. However, if a state or local governmental grantee contracts with an educational institution, hospital or non-profit organization, and the contract results in covered research data, those data are subject to these disclosure requirements.